

! @ #

**'Mid Term Evaluation of the Scheme  
on Modernisation of Prisons' in  
Chhattisgarh**

**2009-Delhi-0056**

**Ministry of Home Affairs, Government of India**

Table of Contents

<b>1</b>	<b>INTRODUCTION.....</b>	<b>3</b>
<b>2</b>	<b>PRISONS VISITED.....</b>	<b>3</b>
2.1	CENTRAL PRISON, DURG .....	4
2.2	DISTRICT PRISON, RAJNANDGAON.....	8
2.3	DISTRICT/SUB JAIL, DHAMTARI.....	11
<b>3</b>	<b>UTILIZATION OF FUNDS .....</b>	<b>14</b>
<b>4</b>	<b>SUMMARY.....</b>	<b>15</b>
4.1	CURRENT SCENARIO OF PRISONS .....	15
4.1.1	<i>Shortage of staff.....</i>	<i>16</i>
4.2	IMPLEMENTATION OF THE SCHEME.....	17
4.2.1	<i>Security arrangements during the implementation of works.....</i>	<i>18</i>
4.2.2	<i>Maintenance of the assets created.....</i>	<i>18</i>
4.3	BUDGETING AND TRACKING OF EXPENDITURE .....	18
4.4	QUALITY CONTROL.....	18
4.5	PERFORMANCE OF THE STATE.....	18
4.6	SUGGESTIONS FOR IMPROVEMENT .....	22
<b>5</b>	<b>ANNEXURE.....</b>	<b>24</b>
5.1	ANNEXURE A – PHOTOGRAPHS OF THE PRISONS .....	24
5.2	METHODOLOGY .....	38

**Disclaimer, Limitations of Use, Intended Audience:**

This report is solely for the use of Ministry of Home Affairs, Government of India and should not be used, circulated, quoted or otherwise referred to for any other purpose, nor included or referred to in whole or in part in any document without our prior written consent. The nature and content of any advice provided necessarily reflects the specific scope and limitations of our engagement, the amount and accuracy of information provided to us by the Ministry of Home Affairs, Gol and the respective departments of the State governments and the timescale within which the advice was required. Specific suggestions are provided for the purposes of this engagement and we disclaim any responsibility for the use of our suggestions for a different purpose or in a different context.



## 1 Introduction

According to the constitution of India, prisons are a subject of the State governments. Most of the prisons are old and some of them were built during the British rule. Government of India has taken an initiative to modernize prisons in India by providing adequate infrastructure, basic amenities and improving other facilities. 'Modernization of Prisons Scheme' was implemented between the period 2002-03 and 2006-07. This scheme was extended till 31 March 2009 by the Central government to complete the pending works under Phase I. Ernst & Young was appointed as consultant by the Ministry of Home Affairs, Government of India, to evaluate the implementation of this scheme by various State governments.

The scheme consists of four components:

- ▶ Construction of new jails
- ▶ Expansion and renovation of existing jails
- ▶ Construction of staff quarters
- ▶ Sanitation and water supply.

## 2 Prisons visited

As part of the assessment Ministry of Home Affairs (MHA), Gol identified Chhattisgarh as one of the nine pilot states and the consultant team visited the State on the suggestion from the MHA to study the implementation of the scheme for allocations done in Phase I.

In Chhattisgarh, the team visited the following prisons;

1. Central Prison, Durg
2. District Jail, Dhamtari
3. Sub Jail, Rajnandgaon

The prisons were identified in discussion with the officials from the State namely Inspector General and Deputy Inspector General based on the utilization of funds and works implemented under the four components of the scheme.

Following is the list of officials met during the visit.

S. No	Name of the Official & Designation	Date
1	Mr. A K Paswan, DG Prisons	25 <sup>th</sup> June 2009
2	Mr. S S Tigga, Superintendent, Central Prison, Raipur	24 <sup>th</sup> June 2009
3	Dr. K K Gupta, Superintendent, Central Prison, Durg	25 <sup>th</sup> June 2009
4	Mr. Kiran Sujoria, Superintendent, District Prison, Rajnandgaon	25 <sup>th</sup> June 2009
5	Mr. DD Tonder, Deputy Jailor, District Prison, Dhamtari ( <i>Dhamtari was a Sub Jail till 17 Oct 2007</i> )	24 <sup>th</sup> June 2009

2.1 Central Prison, Durg

Capacity of the prison	396
Number of barracks (Male)	15
Number of barracks (Female)	2
Number of cells	3
Hospital Ward	1
Present strength	1021 (as on 25 <sup>th</sup> June 2009)

Lock-up details (as on 25<sup>th</sup> June 2009):

Prisoners	As on 31-03-05			As on 31-03-06			As on 31-03-07			As on 31-03-08			As on 31-03-09			As on 25-06-09		
	M	F	T	M	F	T	M	F	T	M	F	T	M	F	T	M	F	T
Convicts	111	03	114	98	07	105	134	03	137	259	14	273	365	13	378	386	14	400
Under trailers	519	58	577	625	59	684	588	54	642	564	39	603	651	31	682	580	37	617
Detainees	01	-	01	-	-	-	04	-	04	02	-	02	04	01	05	04	-	04
<b>Total</b>	<b>692</b>			<b>789</b>			<b>783</b>			<b>878</b>			<b>1065</b>			<b>1021</b>		

Working staff to Sanctioned staff ratio 50/73

Staff to inmate ratio 1:20

Women prison personnel 5

Staff position as on 25<sup>th</sup> June 2009 (The current staff position is as per the District Jail, whereas the Jail has been converted into a Central Jail):

S. No	Staff Category/ Designation	Sanctioned Staff	Filled Positions	Vacant Positions
1	Jail Superintendent	01	01	
2	Medical Officers	02	02	
3	Jailor	01	01	
4	Deputy Jailor	02	02	
5	Assistant Jailor	08	03	05
6	Welfare Officer	01	01	
7	Deputy Superintendent Udhog	01	-	01
8	Senior Knitting Trainer	01	-	01

S. No	Staff Category/ Designation	Sanctioned Staff	Filled Positions	Vacant Positions
9	Senior Carpenter Trainer	01	-	01
10	Tailoring Trainer	01	01	
11	Carpenter Trainer	01	01	
12	Knitting Trainer	01	-	01
13	Assistant Grade – 3	01	-	01
14	Lab Technician	01	-	01
15	Compounder	02	01	01
16	Accountant	01	-	01
17	Head Warder	06	04	02
18	Warder	29	28	01
19	Data Entry Operator	02	-	02
20	Exercise Teacher	01	-	01
21	Teacher	01	01	
22	Driver	02	02	
23	Peon	01	-	01
24	Matron	01	-	01
25	Hostess	01	-	01
26	Sweeper	03	02	01
<b>Total</b>		<b>73</b>	<b>50</b>	<b>23</b>

The above table suggests that there is a shortage of staff in the prison. It has been noted that staff has been sanctioned for the district Jail while, the Jail has been upgraded to Central Jail.

S. No	Key Performance Indicators	Standards as per Model Prison Manual, BPRD	Presently
1	Space	3.71 sq.m/prisoner (Sleeping barracks)	2.03 sq.m/prisoner
		8.92 sq.m/prisoner (Cells)	166.47sq.m/prisoner
		5.58 sq.m/prisoner (Hospitals)	6.08 sq.m/prisoner
		3.71 sq.m/prisoner (Female barracks)	3.58 sq.m/prisoner
2	Toilets (Male)	1:6 (Day)	1:19
		1:10 (Night)	1:33
3	Toilets (Female)	1:6 (Day)	1:8.5
		1:10 (Night)	1:25
4	Bathrooms (Male)	1:10	NA
5	Bathrooms (Female)	1:10	1:30
6	Water Supply	135 litres/prisoner	135 litres/prisoner
7	Hospital (No of beds)	5% i.e. up to 18 beds	5
8	Doctor to inmate ratio		1:510

Observations and information gathered in discussion with the Prison officials during the prison visit:

- ▶ Extent of overcrowding is up to 250%. This is due to status upgradation from district Jail to central jail without adding up new facilities in the Jail.
- ▶ There were no reported incidences of communicable diseases in the prison; skin related problems are common due to overcrowding. Other diseases include TB, Diabetes, and water borne (seasonal) diseases.
- ▶ The prison has a Video conferencing facility and a computer room for training the interested prisoners.
- ▶ Also, a CCTV has been installed from the personal expenses of Dr. KK Gupta, Superintendent, Central Prison, Durg.
- ▶ Among the correctional measures the Prison has provided following activities:
  - Tailoring
  - Screen & offset printing
  - Book binding
  - Computers
  - Carpenter workshop
  - Art of Living (yoga courses)
  - Education (Primary School)
- ▶ For recreation activities the prison has
  - TV with DTH in each barrack
  - Chess
  - Carom
  - Ludo
- ▶ Also, the prisoners are provided with following basic hygiene material:
  - Soap Weekly
  - Bathroom slippers Yearly
  - Prisoner uniform Yearly

**2.1.1 Construction Works undertaken in the prison with this scheme:**

S.No.	Year	Work To Be Done	Actual Work Done	Allocated Money (in Lakhs)	Actual Cost (in Lakhs)	% Utilization
1	2002-03	Plinth Protection Work	Complete work done	2.36	2.347	99.45%
2	2002-03	Construction of security road	Complete work done	2.465	2.079	84.35%
3	2003-04	Construction of drainage along the outer wall of the Jail	Complete work done	13.39	9.101	68.00%
4	2006-07	Maintenance & Repairs <ul style="list-style-type: none"> <li>▪ Bathing Platforms &amp; Water Tanks in Barracks 1,2 and 3</li> <li>▪ Repair work inside Jail premises</li> </ul>	<ul style="list-style-type: none"> <li>▪ 8 bathing tanks were made</li> <li>▪ 10 bathing platforms were made</li> <li>▪ Jail boundary</li> </ul>	2.10	1.53	72.85%

S.No.	Year	Work To Be Done	Actual Work Done	Allocated Money (in Lakhs)	Actual Cost (in Lakhs)	% Utilization
5	2006-07	Construction of Staff Quarters <ul style="list-style-type: none"> <li>▪ F-Type 1</li> <li>▪ G-Type 8</li> <li>▪ H-Type 16</li> </ul>	<ul style="list-style-type: none"> <li>▪ 16 H-Type staff quarters completed (*funds were insufficient to complete all types of quarters)</li> </ul>	66.31	66.31	100.00%
6	2006-07	Drinking water & Sanitation <ul style="list-style-type: none"> <li>▪ Overhead tank &amp; tube well</li> </ul>	<ul style="list-style-type: none"> <li>▪ 37 Sintex tanks were purchased &amp; installed</li> <li>▪ Chambers were built</li> <li>▪ Drainage labeling work was done</li> <li>▪ Pipe fitting in section 1, 2, 3, 4, 5, 6 &amp; 7</li> </ul>	4.00	2.65	61.25%

**Key Observations on Construction:**

► **Construction of Staff Quarters**

- The construction work was undertaken by PWD.
- The construction of staff quarters was done through open tender process by PWD.
- Appropriate site inspections were not undertaken before construction as a result the construction cost of some items has increased.
- Implementation by PWD was done as per the estimates and up to the satisfaction of the prison officials. Also, the work by done by PWD is better than RES, CSHB and CSPHB.
- Maintenance is undertaken by the contractor selected by PWD. There is a performance guarantee period of 2 years.
- Construction cost for staff quarters is Rs 685 per sq ft.

**2.1.2 The following additional requirements in the prison came up in discussion with the prison officials and the prisoners in the Durg Jail**

- Existing kitchen in the prison is very small & not properly ventilated. There is an urgent need for improvement of prison kitchen.
- Present staff strength in the prison is as per the sanction for a district prison. Since, the prison has been upgraded to a Central Prison, the staff position also need to be increased as per the requirements of a central prison.
- A waiting hall is required for the visitors of female prisoners.
- A female doctor is required for female prisoners.
- Separate kitchen for female prisoners. Presently, their food comes from the male prison.



2.2 District Prison, Rajnandgaon

Capacity of the prison 116

Number of barracks 9

Number of cells Nil

Present strength of prisoners 175 (as on 25<sup>th</sup> June 09)

Lock-up details:

Prisoners	As on 31-03-05			As on 31-03-06			As on 31-03-07			As on 31-03-08			As on 31-03-09			As on 25-06-09		
	M	F	T	M	F	T	M	F	T	M	F	T	M	F	T	M	F	T
Convicts	13	-	13	12	-	12	18	-	18	05	-	05	14	-	14	10	-	10
Under trailers	160	-	160	168	-	168	132	-	132	133	-	133	151	-	151	164	-	164
Detainees	-	-	-	01	-	01	-	-	-	03	-	03	02	-	02	01	-	01
<b>Total</b>	<b>173</b>			<b>181</b>			<b>150</b>			<b>141</b>			<b>157</b>			<b>175</b>		

Working staff to sanctioned staff ratio 21/33

Staff to inmate ratio 1:9

Staff position as on 25<sup>th</sup> June 2009:

S. No	Staff Category/ Designation	Sanctioned Staff	Filled Positions	Vacant Positions
1	Superintendent	01	01	-
2	Medical Officers	01	00	01
3	Deputy Jailor	01	01	-
4	Assistant Jailor	02	01	01
5	Accountant	01	00	01
6	Compounder	01	01	-
7	Head Warder	03	04	01 (on deputation)

S. No	Staff Category/ Designation	Sanctioned Staff	Filled Positions	Vacant Positions
8	Warder	19	11	08
9	Teacher	01	01	-
10	Driver	01	01	-
11	Sweeper	02	00	-
<b>Total</b>		33	21	13

S. No	Key Performance Indicators	Standards as per Model Prison Manual, BPRD	Presently
1	Space	3.71 sq.m/prisoner (Sleeping barracks)	3.01 sq.m/prisoner
		8.92 sq.m/prisoner (Cells)	NA
		5.58 sq.m/prisoner (Hospitals)	11.29 sq.m/prisoner
2	Toilets (Male)	1:6 (Day)	1:10
		1:10 (Night)	1:20
3	Toilets (Female)	1:6 (Day)	NA
		1:10 (Night)	NA
4	Bathrooms (Male)	1:10	NA
5	Bathrooms (Female)	1:10	3 but no females in the prison
6	Water Supply	135 litres/prisoner	135 litres/prisoner
7	Hospital (No of beds)	5% i.e. up to 18 beds	8
8	Doctor to inmate ratio		1:87.5

Observations during the prison visit:

- ▶ It is well maintained prison (considering it has old buildings as the prison was setup before 104 years).
- ▶ The common health problems suffered by the prisoners include common cold, fever, dysentery and diarrhea (seasonal).
- ▶ Though the prison has an 8 bed hospital but, it functions as an OPD only. In case of emergencies, the sick prisoners are sent to the district government hospital.
- ▶ Among the correctional activities, the prison has taken the following measures:
  - Education under the state government literacy programme - Classes for 5<sup>th</sup> & 8<sup>th</sup> standard.
  - Yoga & meditation by Gayatri Pariwar.
  - Carpenter workshop
  - Electrician
  - Bag making
  - Compost preparation – By NGO Jan Shiksha Sansthan.
- ▶ For recreation activities the prison has
  - TV with DTH in each barrack
  - Chess
  - Carom
  - Ludo

2.2.1 Construction works undertaken in the prison with this scheme

S.No.	Date	Work To Be Done	Actual Work Done	Allocated Money (in Lakhs)	Actual Cost (in Lakhs)	% Utilization
1	21/01/04	Construction of Staff Quarters	Quarters constructed: <ul style="list-style-type: none"> <li>▪ F-Type 1</li> <li>▪ H-Type 2</li> </ul>	12	11.84	98.67%
2	21/01/04	Drinking water & sanitation	<ul style="list-style-type: none"> <li>▪ New tube well was installed</li> <li>▪ Construction of drainage</li> </ul>	2.60	2.60	100.00%
3	21/01/04	Expansion & Renovation of existing prison	Work completed in Barrack nos. 3 & 4	5.70	5.20	91.23%
4	15/05/04	Maintenance & Repairs	<ul style="list-style-type: none"> <li>▪ Repair works completed for Compound wall and Barrack no. 5</li> </ul>	6.51	5.50	84.49%
5	15/05/04	Construction of two well for drinking water	Work Completed	5.00	4.90	98.00%
6	04/10/06	Maintenance & Repairs	Work Completed	3.49	3.54	101.43%

**Key Observations on Construction:**

▶ **Construction of Staff Quarters**

- The construction work is undertaken by PWD.
- The construction of staff quarters was done through open tender process by PWD.
- Further improvements are needed to improve the quality. Improvements to latrines, site leveling and greenery, provision for water, tiles and flooring, etc
- Construction cost of staff quarters is Rs 600 per sq ft.

▶ **Repairs & Renovation**

- Quality of renovation works undertaken needs further improvements.
- Repairs and renovation work has improved living conditions of the prisoners.

Improvements suggested based on observations and discussions with Prison officials:

- Need for increase in number of toilets for prisoners.
- Completion of the work of remaining staff quarters.
- The perimeter wall needs to be increased from 14 feet to 21 feet.
- Parking facility must be provided for the staff quarters.



**2.2.2 The following additional requirements in the prison came up in discussion with the Prison officials and the prisoners in the Rajnandgaon:**

- There is a need for improvement of kitchen, latrines and store.
- There is a requirement of a full time doctor in the prison premises.
- Among the future requirements there is a need for an auditorium, library, interview room, visitor’s hall and additional toilets.

**2.3 District/Sub Jail, Dhamtari**

District jail at Dhamtari was upgraded from Sub Jail status to the District Jail status on 17<sup>th</sup> October 2007.

Number of Barracks 4

Number of Cells 1

Capacity for prisoners 50

Present strength of prisoners 145 (as on 24<sup>th</sup> June 2009)

Lock-up details:

Prisoners	As on 31-03-05			As on 31-03-06			As on 31-03-07			As on 31-03-08			As on 31-03-09			As on 24-06-09		
	M	F	T	M	F	T	M	F	T	M	F	T	M	F	T	M	F	T
Convicts	10	-	10	08	-	08	11	-	11	08	-	08	17	-	17	12	-	12
Under trials	106	-	106	119	-	119	95	-	95	132	-	132	147	-	147	133	-	133
Detainees	01	-	01	01	-	01	02	-	02	01	-	01	07	-	07	-	-	-
<b>Total</b>	<b>117</b>			<b>128</b>			<b>108</b>			<b>141</b>			<b>171</b>			<b>145</b>		

Working staff to sanctioned staff ratio 28/30

Staff to inmate ratio 1:5

Staff position as on 24<sup>th</sup> June 2009:

S. No	Staff Category/ Designation	Sanctioned Staff	Filled Positions	Vacant Positions
1	Superintendent	01	01	-



S. No	Staff Category/ Designation	Sanctioned Staff	Filled Positions	Vacant Positions
2	Medical Officers	01	01	-
3	Deputy Jailor	01	01	-
4	Head Warder	03	02	01
5	Warder	19	18	01
6	Teacher	01	01	-
7	Compounder	01	01	-
8	Driver	01	01	-
9	Sweeper	02	02	-
<b>Total</b>		<b>30</b>	<b>28</b>	<b>02</b>

S. No	Key Performance Indicators	Standards as per Model Prison Manual, BPRD	Presently
1	Space	3.71 sq.m/prisoner (Sleeping barracks)	1.29 sq.m/prisoner
		8.92 sq.m/prisoner (Cells)	3.63 sq.m/prisoner
		5.58 sq.m/prisoner (Hospitals)	Total Area is 40.48 Sq.m
2	Toilets (Male)	1:6 (Day)	1:15
		1:10 (Night)	1:36
3	Toilets (Female)	1:6 (Day)	NA
		1:10 (Night)	NA
4	Bathrooms (Male)	1:10	Open platforms
5	Bathrooms (Female)	1:10	NA
6	Water Supply	135 litres/prisoner	100-135 litres/prisoner
7	Hospital (No of beds)	5% i.e. up to 18 beds	Only OPD facility
8	Doctor to inmate ratio		1:145

Observations and information gathered in discussion with prison officials during the prison visit:

- ▶ Currently, there are no female prisoners in Dhamtari and the female ward is being used for male prisoners. The female prisoners are sent to Raipur.
- ▶ The common health problems suffered by the prisoners include common cold, skin diseases, dental problems, Cholera (seasonal), dysentery and diarrhea (seasonal).
- ▶ The prison has a concealed sewerage system.
- ▶ For recreation and correctional purpose, the following are provided by the prison:
  - TV with DTH in each barrack
  - Radio
  - Library
  - Chess
  - Carom
  - Ludo

2.3.1 **Construction works undertaken in the prison with this scheme:**

S.No.	Year	Work To Be Done	Actual Work Done	Allocated Money (in Lakhs)	Actual Cost (in Lakhs)	% Utilization
-------	------	-----------------	------------------	----------------------------	------------------------	---------------

1	2006-07	Construction of Staff Quarters	Quarters constructed: ▪ H-Type 8	34.275	34.275	100%
---	---------	--------------------------------	-------------------------------------	--------	--------	------

**Key observations on construction:**

▶ **Construction of staff quarters and repairs & renovation**

- Maintenance is undertaken by the contractor selected by PWD.
- Defect liability period of 3 years for new construction works implemented under this scheme.
- Construction cost of staff quarters is Rs. 750 per Sq ft.
- Improvements are needed for flooring, tiles, stair-case, compound wall and store rooms.

Improvements suggested based on observations and discussions with prison officials:

- There is an additional requirement of 8 barracks with a prisoner capacity of 20 each.
- Requirement of new watchtowers.
- Need for an interview room.
- Need for separate toilets for the visitors (men and women).
- The height of the perimeter wall needs to be increased.

**2.3.2 The following additional requirements in the prison came up in discussion with the prison officials and the prisoners in Dhamtari:**

- ▶ Hospital
  - Full time doctor
  - There is a requirement of a 6-10 bed hospital for the prison.
  - Refrigerator
  - Laboratory equipment
- ▶ Dining hall with a capacity of 200 prisoners
- ▶ Modernization of kitchen with centralized LPG, store, etc

### 3 Utilization of funds

Utilization of funds is up to 100%. Table below shows the funds utilization up to 31-03-2009. Utilization certificate for the first quarter of 2009 was already submitted.

Funds utilized under various components for the years 2002-06 include:

S.No	Year	Construction of New Jails	Repairs & Renovation	Construction of Staff Quarters	Sanitation & Water Supply	Security Equipments	Total
1	2002-03	4.32	0.71	2.14	0.30	-	7.47
2	2003-04	4.35	0.75	2.01	0.36	-	7.47
3	2004-05 & 2005-06	6.65	2.14	4.15	0.12	0.75	13.82
	<b>Total</b>	<b>15.32</b>	<b>3.60</b>	<b>8.30</b>	<b>0.78</b>	<b>0.75</b>	<b>28.76</b>

The following ongoing projects are suffering due to the following reasons:

- ▶ Sarangarh Jail:
  - Jail enclosing walls were not yet completed.
  - Staff quarters were not built.
  - Yet to be handed over by the PWD staff.
- ▶ Mungeli:
  - Insufficient drinking water
- ▶ Shakti & Sarangarh:
  - Staff recruitment is under process & the selection process will be complete within next 2 months.
- ▶ Sarangarh, Shakti & Mungeli prisons need an additional increase of 3 feet in the boundary walls from current 18 ft to 21 ft.

The following new projects were completed and made operational under the new scheme:

- ▶ Ambikapur & Jagdalpur Jails:
  - The prisoners have been shifted to the new barracks built under the prison modernization scheme.

## 4 Summary

The overall progress made under the prison modernization scheme has been as planned in Chhattisgarh. The fund flow during the implementation of the scheme was from the Centre to the State treasury and then to the implementing agency. Time taken for the fund flow is about 3-4 months from the date of release of the budget order from the State government to the implementing agency.

The agencies/departments responsible for the implementation of scheme are Public Works Department (PWD) and Public Health Engineering Department (PHE).

### 4.1 Current Scenario of Prisons

Presently, there are five Central, 10 District and 10 Sub jails functional prisons in Chhattisgarh. Besides these, there are two more prisons in Narayanpur and Sukma which were temporarily closed due to their remote location and threats by Naxalities. The following table shows the prison accommodation and population statistics for Chhattisgarh Prisons as of March 2009:

S.No	Name of Jail	Capacity (A)			Convict (B)			Under trial (C)			Civil (D)	Detenue (E)	Total (B+C+D+E)	% of Overcrowding
		Male	Female	Total	Male	Female	Total	Male	Female	Total				
<b>Central Jails</b>														
1.	Raipur	1050	80	1130	1375	81	1456	873	70	943	11	0	2410	113%
2.	Jagdalpur	608	40	648	538	10	548	879	103	982	0	0	1530	136%
3.	Bilaspur	558	70	628	1177	56	1233	648	47	695	1	0	1929	207%
4.	Ambikapur	553	40	593	967	31	998	484	45	529	1	0	1528	158%
5.	Durg	364	32	396	352	13	365	651	31	682	3	0	1050	169%
<b>District Jails</b>														
1.	Raigarh	214	11	225	25	0	25	223	18	241	1	0	267	19%
2.	Rajnandgaon	108	8	116	14	0	14	151	0	151	2	0	167	44%
3.	Korba	103	7	110	15	0	15	169	14	183	0	0	198	80%
4.	Baikunthpur	128	20	148	8	0	8	134	0	134	0	0	142	0%
5.	Jashpur	170	20	190	13	0	13	241	0	241	0	0	254	34%
6.	Kanker	60	5	65	3	0	3	175	0	175	0	0	178	173%
7.	Dantewara	244	6	250	1	0	1	258	0	258	0	0	259	3%
8.	Janjgir	63	7	70	21	0	21	191	0	191	1	0	213	204%
9.	Dhamtari	43	7	50	13	0	13	138	0	138	3	0	154	208%
10.	Mahasmund	63	7	70	16	0	16	130	0	130	0	0	146	109%
<b>Sub Jails</b>														
1.	Pendara Road	43	7	50	3	0	3	52	0	52	0	0	55	10%
2.	Sanjari Balod	63	7	70	21	0	21	75	0	75	1	0	97	39%
3.	Baloda Bazar	63	7	70	11	0	11	140	0	140	0	0	151	116%
4.	Dongargarh	63	7	70	1	0	1	87	0	87	1	0	89	27%
5.	Gariyaband	43	7	50	10	0	10	52	0	52	0	0	62	24%
6.	Katghora	43	7	50	2	0	2	114	0	114	1	0	117	134%
7.	Bemetara	43	7	50	11	0	11	148	0	148	1	1	161	222%
8.	Ramanujanj	43	7	50	10	0	10	99	0	99	0	0	109	118%
9.	Surajpur	63	7	70	3	0	3	267	0	267	2	0	272	289%
10.	Manendragarh	46	4	50	5	0	5	147	0	147	0	0	152	204%
Grand Total		4842	427	5269	4615	191	4806	6526	328	6854	29	1	11690	122%

**4.1.1 Shortage of staff**

Staff shortage was found out to be a key concern for smooth functioning of prisons. The current staff to prisoner ratio in Chhattisgarh is high and stands at 1:16. For the newly constructed prisons, staff recruitment is under process. The new staff will be recruited within duration of 2 months. The following table shows the current position of staff in Chhattisgarh:

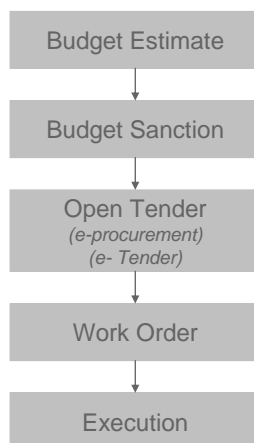
S.No.	Rank / Designation of Staff	Sanctioned Staff	Filled Positions	Vacant Positions
1	Superintendent, Central Jail	03	04	05
2	Superintendent, District Jail	10	03	07
3	Medical Officer	18	08	10
4	Medical Officer (T.B. Patient Expert)	01	01	00
5	Female Medical Officer	01	01	00
6	Ex-Officio Superintendent & Medical Officer (Part Time)	17	17	00
7	Asstt. Medical Officer (Part Time)	17	09	08
8	Law Officer	02	02	00
9	Senior Probation & Law Officer	02	02	00
10	Senior Jailor	04	00	04
11	Jailor	06	06	00
12	Welfare Officer	04	04	00
13	Probation Officer	01	01	00
14	Deputy Superintendent, Industry	05	03	02
15	Deputy Jailor	34	28	06
16	Asstt. Jailor	66	26	40
17	Accountant	17	03	14
18	Asstt. Grade –II	03	00	03
19	Male Nurse	02	02	00
20	Lab Technician	05	01	04
21	Chief Head Warder (Dying Cadre)	01	00	01
22	Senior Weaving Instructor	05	01	04
23	Senior Carpentry Instructor	05	03	02
24	Press Foreman	03	00	03
25	Computer Operator	01	00	01
26	Teacher	31	27	04
27	Matron	05	03	02
28	Head Warder	118	90	28
29	Asstt. Teacher	01	01	00
30	Carpentry Instructor	05	05	00
31	Weaving Instructor	05	01	04
32	Tailoring Instructor	05	05	00
33	Asstt. Grade – III	06	04	02
34	Press Machine man	03	01	02
35	Press Compositor	02	01	01

S.No.	Rank / Designation of Staff		Sanctioned Staff	Filled Positions	Vacant Positions
36	Offset Instructor		01	00	01
37	Plate Making man		01	00	01
38	Binder		01	00	01
39	Compounder (Full Time)		34	23	11
40	Physical Training Instructor		05	02	03
41	Warders / Female Warders		757	641	116
42	Driver (Senior Grade)		36	24	12
43	Data Entry Operator		12	00	12
44	Blacksmith Instructor		01	01	00
45	Peon		14	07	07
46	Sweeper		68	45	23
47	Nurse		05	00	05
48	X-Ray Machine Operator (Radiographer)		01	00	01
49	Reserve Guards	Head Warder	05	03	02
		Warder	20	07	13
50	Armourer		01	-	01
<b>Total</b>			<b>1378</b>	<b>1015</b>	<b>363</b>

The above table shows a current staff shortage of 363 employees as on February 13, 2009 which forms a 26% shortfall to the sanctioned staff for Chhattisgarh Prisons.

**4.2 Implementation of the scheme**

Implementation of this scheme has been majorly through the Chhattisgarh Public Works Department (PWD). Besides PWD some work is also carried out by the Public Health Works Department (PHE). The prison staff mentioned during the discussions that overall project executions were not satisfactory. Problems are faced due to non-adherence of timelines because of slow pace of construction by the implementing agencies. Also, the quality of construction needs improvements. Implementation of the project has been divided into following stages by PWD:



The designs were prepared by PWD and sent to the State Prisons Department for approval. Negotiations with the



contractors were carried out on the basis of responses to the tender.

Other problems faced during the scheme implementation include:

- ▶ In Ambikapur, the cost escalated up to Rs 1.21 crore, which made it difficult to meet the targets of construction.

#### **4.2.1 Security arrangements during the implementation of works**

Security arrangements during work implementation include:

- ▶ Identification of workers at the prison gate
- ▶ Entry in the prison register
- ▶ Stamping on the worker's hands and issuing tags. Photo identity cards were issued to the workers.
- ▶ Also, special precautions are undertaken in the Naxalite affected areas.
- ▶ Equipment was thoroughly checked before allowing it in and out of the prison.

#### **4.2.2 Maintenance of the assets created**

Maintenance of the assets created under this scheme is planned to be through the grants of the State government. The expenses are put under the Petty Construction Fund. The contractor would be responsible for any repair and maintenance for the first three years annually from the date of completion of works and thereafter by the State government through Petty Construction Fund. Existing old prisons need further improvements to make the facilities serviceable.

#### **4.3 Budgeting and tracking of expenditure**

It was found that budgeting and tracking of funds along with the expenditure incurred for works was carried out by the Finance Officer at the Prison Head Quarter. The minor changes/revisions in the budget after the implementation of the scheme were done at the prison level.

#### **4.4 Quality Control**

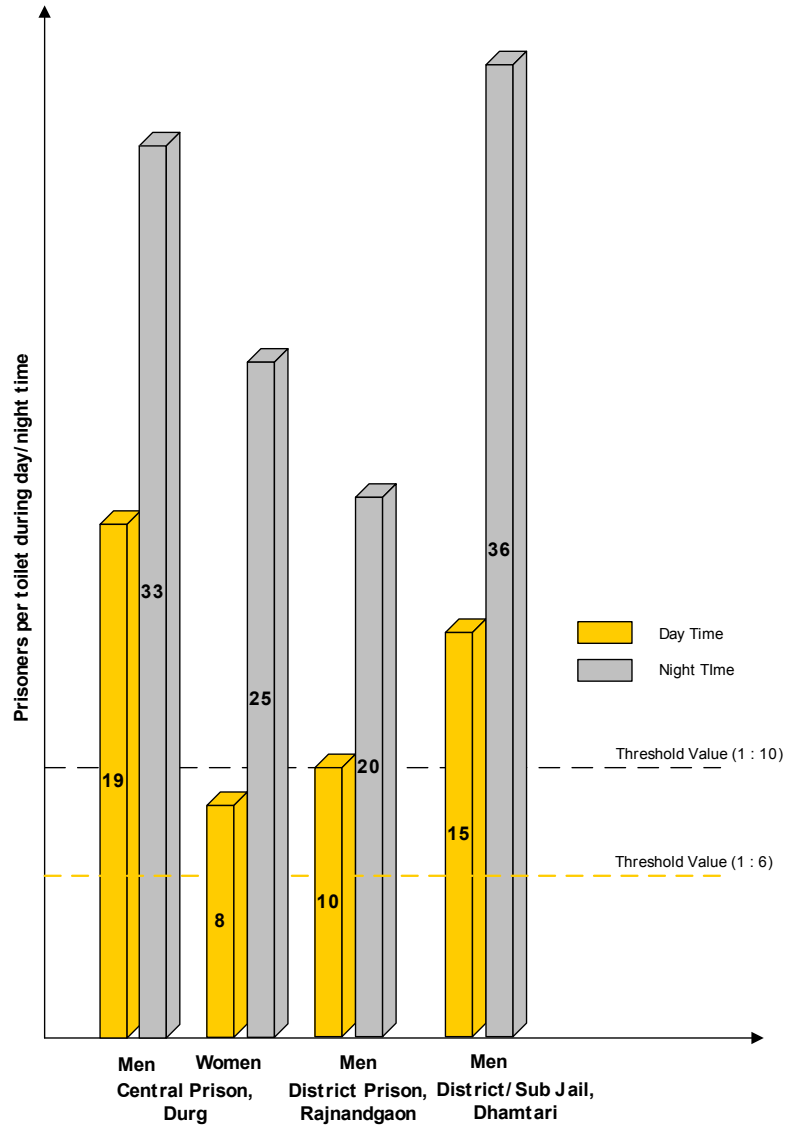
Quality control during the implementation of this scheme was undertaken by the PWD staff. There is no specific technical team with the Prisons Department for monitoring the construction activities. Prison Superintendent was entrusted to report to the IG & DIG on the progress of work. The Prison Department would like to have a team to monitor quality of construction.

#### **4.5 Performance of the State**

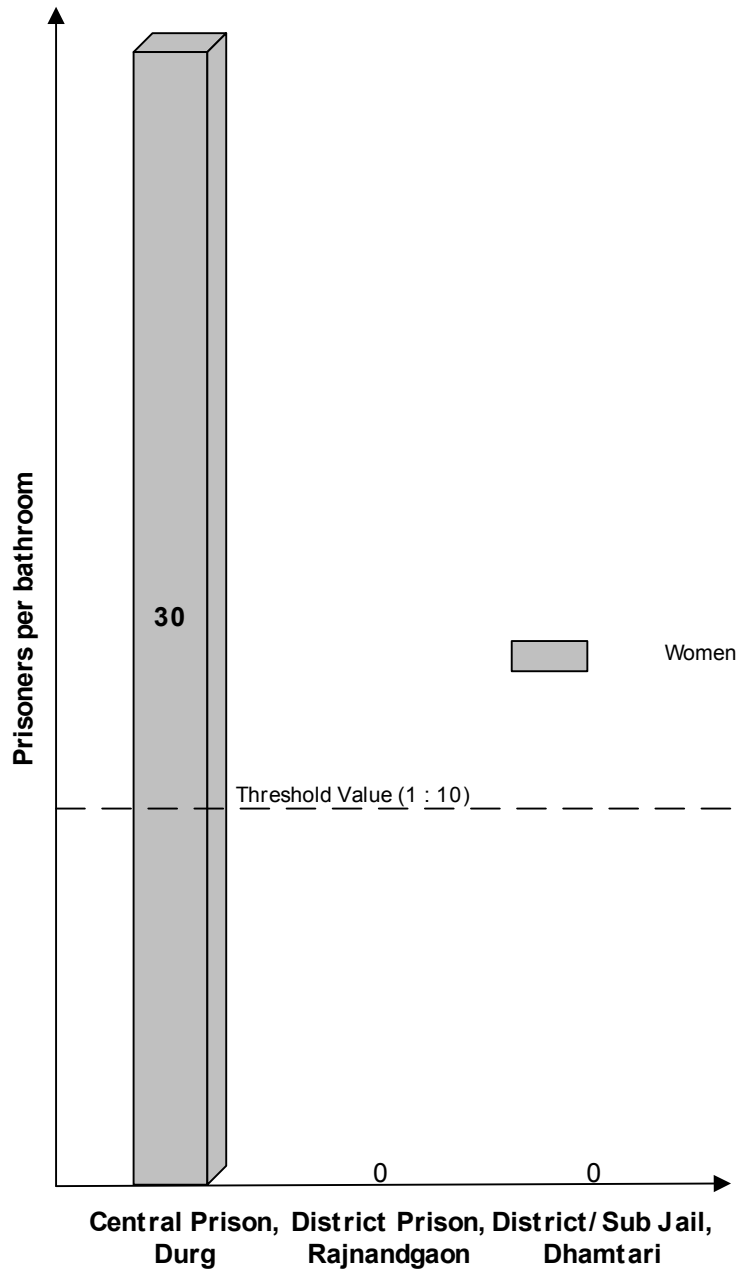
Following graphs show the performance of the prisons visited after implementation of the scheme in Chhattisgarh.



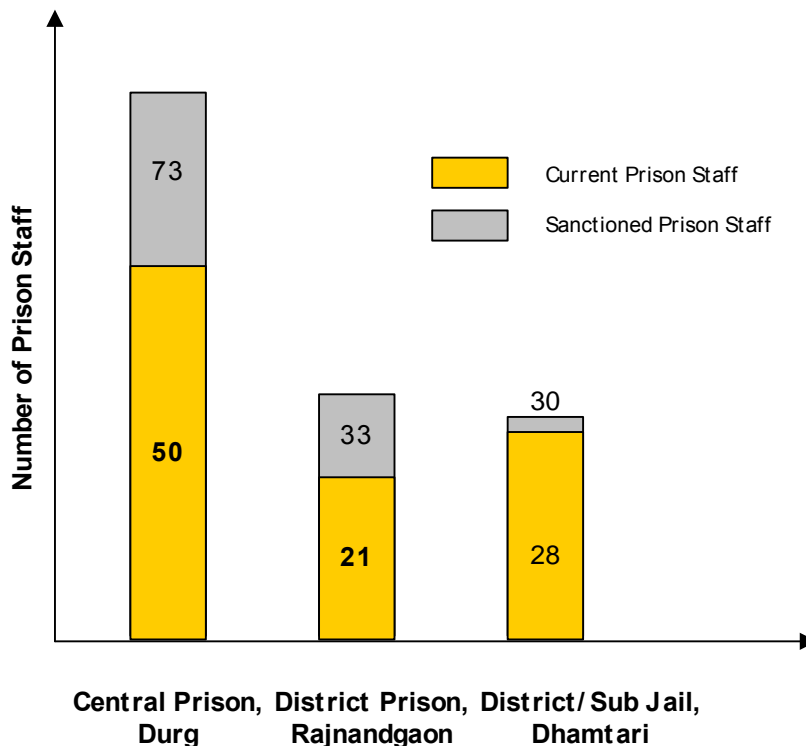
Prisoners per toilet during day time and night time in various prisons in Chhattisgarh:



Prisoners per bathroom in various prisons in Chhattisgarh



Vacancies in various prisons in Chhattisgarh



The table below indicates the implementation of the scheme in different categories of jails under the four components: (Please refer Annexure for detail information on scoring)

Type of jail	Parameter	Degree of Implementation (on a score of 100)	Degree of Responsiveness (on a score of 100)	Score
Central jail, Durg	Expansion & renovation of existing jails	69	80	71.20
	Staff quarters	71.67	80	73.34
	Sanitation & water supply	70	80	72.00
<b>Total score</b>				<b>72.18</b>
District jail, Rajnandgaon	Expansion & renovation of existing jails	67.50	70	68.00
	Staff quarters	71.67	70	71.34
	Sanitation & water supply	65	70	66.00
<b>Total score</b>				<b>68.45</b>
District / Sub Jail, Dhamtari	Expansion & renovation of existing jails	68.89	70	69.11
	Staff quarters	68.33	70	68.66
	Sanitation & water supply	63.33	70	64.66
<b>Total score</b>				<b>67.48</b>



Performance of the State	Score
Expansion & renovation of existing jails	69.44
Staff quarters	71.11
Sanitation & water supply	67.55
<b>Overall</b>	<b>69.37</b>

#### 4.6 Suggestions for Improvement

The suggestions are based on the information received in discussion with prison officials and observations made during the prison visits.

Project Management & Operational Aspects	Area	Suggestions
	Fund flow	<ul style="list-style-type: none"> <li>Mechanism to improve fund flow from the State government treasury department to the implementing agency.</li> <li>Independent agency to monitor quality of construction and utilization of funds for the prison modernisation.</li> <li>Conference of DGs (Prisons) should be held regularly on the lines of DGs (Police) conference.</li> <li>Adoption of the 'Model Prison Manual' by Chhattisgarh would help it in achieving the standards in terms of space, toilet to prisoner ratio, human rights, staff constraints, etc.</li> </ul>
	Staff	<ul style="list-style-type: none"> <li>All vacant staff positions should need to be reassessed according to new requirements post implementation of the scheme.</li> <li>Recruitment of additional staff including medical, guarding, correctional staff, clerical, etc</li> </ul>

	Infrastructure	<ul style="list-style-type: none"> <li>• Repair and renovation works carried out in the existing prisons need further improvements.</li> <li>• Additional barracks may be built in old prisons to reduce overcrowding as most of the existing barracks were found to be in a dilapidated condition.</li> <li>• Additional toilets and bathrooms are required in the existing prisons. Also, repair works are required in the existing toilets and bathrooms.</li> <li>• Facilities for pregnant women and women with children to be improved by providing crèche and play school facilities.</li> <li>• Quality of plumbing, drainage, flooring etc in the newly constructed quarters needs further improvement.</li> <li>• Alternative sources of energy like solar energy should be used in the prisons especially for kitchens.</li> <li>• Proper solid waste management to convert garbage in to compost to be used for prison gardens and sale outside.</li> <li>• Provision of adequate shaving kits and blades to the prison so that the same blade is not for a number of prisoners. This would help in reducing the number of skin diseases, including HIV/AIDS, etc.</li> <li>• Technological up gradations such as biometric identification facilities, prisoner information system, provision of CCTVs, video conferencing facilities, etc are needed.</li> <li>• Consultant dietician to improve the quality of food in the prison especially for pregnant women and women with children.</li> <li>• Eco-proof interview rooms with intercom facility. Waiting hall with toilets and canteen for visitors. Also, telephone (PCO) facility in the prison.</li> </ul>
	Training & correctional activities	<ul style="list-style-type: none"> <li>• Training to staff in correctional measures and physical fitness</li> <li>• Involvement of NGOs and other non-profit organizations for educating the prisoners with improved library facilities</li> <li>• Vocational training courses in cloth making, electrification, plumbing, carpentry, etc for the inmates.</li> <li>• Increase in wages for prisoners working in the prison workshops.</li> <li>• Adequate rehabilitative schemes should be introduced for the convicts who are released from the prisons after undergoing imprisonment for five years or more.</li> </ul>

## 5 Annexure

### 5.1 Annexure A – Photographs of the Prisons

#### Central Prison - Durg



Entrance to Durg Jail - Male



Interview room at the Jail



Entrance to Durg Jail - Female



Connecting road to the Durg Jail



Wall & Drainage outside the prison – (Under Scheme)



Watch Tower inside the prison



Staff Quarters constructed under the scheme



Flooring of the Staff Quarter



Kitchen inside the staff Quarter



Roof of the Staff Quarter



Bathroom inside the Staff Quarter



Entrance to the staff Quarters Building



Barracks from Inside



Night toilet inside the barrack



Correctional Measures – Yoga Session



Correctional Measures – Classroom teaching



Kitchen from Inside



Fire Extinguishers outside the Kitchen

Correctional Activities in Durg Jail:



Prisoners stitching police uniforms



Prisoners working on stitching machines



Carpentry work



Carpentry work



Screen printing work



Printing machine



Prisoners admitted in Jail hospital



Hospital facilities inside the Jail



Water harvesting pond



Bath tanks built under scheme



Female prisoners



Female prison toilets



Female barrack from inside



Night toilet inside the female barrack

District Prison – Rajnandgaon



Outer wall height increase under the scheme



Purchase of new Sintex tanks under scheme



Prison Library



Vegetation inside the prison



Prisoners inside the Jail



Barrack for Juveniles



Prisoners barrack



Bathrooms



Day toilets



Construction of watch tower under progress



Staff Quarters built under scheme



Roof of the staff quarter



Flooring inside quarters



Kitchen inside staff quarter



Toilets inside staff quarter



Bathroom inside staff quarter

District / Sub Jail – Dhamtari



Main Gate – Dhamtari Prison



School inside prison



Kitchen inside prison



Kitchen inside prison



Night toilets inside barracks



Abandoned Barrack



Roof of the prisoner barrack



Flooring of prisoner barrack



Water tank inside the prison



Medicines stock in the prison hospital



Medical equipment



Hospitals beds




Day toilets and water tank



drainage system constructed under scheme



Electric wires – under scheme



Live wire power supply indicators in Supt's office



Prisoners teaching class



Electrician training setup



Bags manufactured by prisoners



Carpentry work



Teaching & sewing



Bathrooms constructed under scheme



Generator repaired under scheme



Ambulance repaired under scheme



Flooring of administrative office



Roof of administrative office



New tube well bore in the scheme



New water tank under the scheme



Drainage system built under scheme



Staff quarters constructed under scheme



Entrance of staff quarter building



flooring inside staff quarters




Roof of staff quarter



Kitchen inside staff quarter



Bathroom inside staff quarter



Toilets inside staff quarters

5.2 Methodology

Central Prison – Durg

Assessment of Prisons		Type of Prison	Central Prison		
		Location	Durg		
<b>1 Repair/Renovation of Existing Jail</b>					
SL	Parameters	Evaluation	Max Score	Marking scheme	Comments
1.1	Mechanisms for Planning, Estimation and Monitoring	7	10	Establishment of a PMU	PMU in Place
1.2	Quality of construction of barracks	7	10	Civil works Electrical works Ventilation Flooring Finishing	Work in progress
1.3	Quality of construction of Common areas bathrooms/toilets, kitchen, stores, visiting rooms etc.	7	10	Civil works Electrical works Ventilation Flooring Finishing	Need further improvements to replace dilapidated structures especially toilets, kitchen, etc
1.4	Cost effectiveness of construction.	7	10	Per square foot cost. Delays?	
1.5	Level to which overcrowding has been addressed. (benefits, living conditions)	7	10	Ratio of barrack capacity to inmate strength Ratio of no of toilets to inmate strength	Need improvements to replace old ones
1.6	Level of Utilization of facilities, Responsiveness and adequacy of Maintenance requirements	8	10	Extent of Utilization of new construction Responsiveness of Authorities to maintenance Adequacy/Quality of maintenance	Maintenance provisions need improvement
1.7	Adequacy of facilities for women inmates at the prison	6	10	Availability of separate kitchen Crèche Facilities for pregnant women	Need for a separate kitchen, Crèche and facilities for pregnant women.

1.8	Adequacy of Medical/Hospital facilities at the prison	7	10	Availability of hospital Availability of full time Staff Medical Staff to inmate ratio No of beds available Availability of ambulance	Need improvements such as equipment, medical staff, and furniture. Also, no female nurse and separate facilities for women in hospital.
1.9	Adequacy of Staff at the prison	6	10	Staff to inmate ratio Vacancies to be filled	1:20, Staff shortage of 23.
1.10	Adequacy of necessary facilities/items at the prison	7	10	Vehicles Furniture Kitchen items Recreational items Library	Need furniture, new books etc
		69	100		
<b>2 Construction of Staff Quarters</b>					
<b>SL</b>	<b>Parameters</b>	<b>Evaluation</b>	<b>Max Score</b>	<b>Marking scheme</b>	<b>Comments</b>
2.1	Mechanisms for Planning, Estimation and Monitoring	7	10	Establishment of a PMU	PMU in Place
2.2	Overall Quality of construction of the quarters	7	10	Civil works Electrical works Ventilation Flooring Finishing	RCC framed structure with standard electrical fittings. Flooring is without tiles.
2.3	Cost effectiveness of construction.	7	10	Per square foot cost. Delays?	
2.4	User experience in terms of quality of living	8	10	User feedback	Satisfactory. Roads should be built outside the staff quarters
2.5	Responsiveness and adequacy of Maintenance requirements	7	10	Responsiveness of Authorities to maintenance Adequacy/Quality of maintenance	Maintenance provisions need improvement
2.6	Adequacy of number of quarters allotted as per the scheme	7	10	No of quarters to Staff ratio Requirements for quarters	Additional 1 F type and 8 H type staff quarters are required
		43	60		71.67/100
<b>3 Sanitation &amp; Water Supply in Prison</b>					
<b>SL</b>	<b>Parameters</b>	<b>Evaluation</b>	<b>Max Score</b>	<b>Marking scheme</b>	<b>Comments</b>
3.1	Quality of water supply system	7	10	135 LPCD	135 LPCD

3.2	Cost effectiveness of construction.	7	10		
3.3	Cleanliness of barracks & bathrooms/toilets	8	10	Hygiene conditions. Cleanliness	Need improvements
3.4	Adequacy of number of toilets to the actual number of prisoners	6	10	Toilet to inmate ratio No of toilets not in order	Day Toilet Ratio-1:19 Night Toilet Ratio-1:32 Need more toilets & bathrooms
3.5	Adequacy of septic tank/sewerage system	7	10	Septic tank condition Sewerage?	37 new sintex tanks were installed
3.6	Health conditions at the prison	7	10	Frequency of diseases Segregation of sick inmates	Need improvements
		42	60		70/100

**District Prison - Rajnandgaon**

<b>Assessment of Prisons</b>	<b>Type of Prison</b>	District Prison
	<b>Location</b>	Rajnandgaon

<b>1 Repair/Renovation of Existing Jails</b>					
SL	Parameters	Evaluation	Max Score	Marking scheme	Comments
1.1	Mechanisms for Planning, Estimation and Monitoring	7	10	Establishment of a PMU	PMU in Place.
1.2	Quality of construction of barracks	NA	NA	Civil works Electrical works Ventilation Flooring Finishing	No new barracks were constructed.
1.3	Quality of construction of Common areas bathrooms/toilets, kitchen, stores, visiting rooms etc.	7	10	Civil works Electrical works Ventilation Flooring Finishing	Need further improvements to replace dilapidated structures especially toilets, kitchen sheds, etc
1.4	Cost effectiveness of construction.	7	10	Per square foot cost. Delays?	
1.5	Level to which overcrowding has been addressed. (benefits, living conditions)	7	10	Ratio of barrack capacity to inmate strength Ratio of no of toilets to inmate strength	Need improvements to replace old ones

1.6	Level of Utilization of facilities, Responsiveness and adequacy of Maintenance requirements	7	10	Extent of Utilization of new construction Responsiveness of Authorities to maintenance Adequacy/Quality of maintenance	Maintenance provisions need improvement
1.7	Adequacy of facilities for women inmates at the prison	NA	NA	Availability of separate kitchen Crèche Facilities for pregnant women	No women Prisoners
1.8	Adequacy of Medical/Hospital facilities at the prison	6	10	Availability of hospital Availability of full time Staff Medical Staff to inmate ratio No of beds available Availability of ambulance	Need improvements such as equipment and furniture
1.9	Adequacy of Staff at the prison	7	10	Staff to inmate ratio Vacancies to be filled	1:9. Staff shortage of only 13.
1.10	Adequacy of necessary facilities/items at the prison	6	10	Vehicles Furniture Kitchen items Recreational items Library	Need a dining hall, Library, furniture, visitor waiting hall, etc.
		54	80		67.50/100
<b>2 Construction of Staff Quarters</b>					
SL	Parameters	Evaluation	Max Score	Marking scheme	Comments
2.1	Mechanisms for Planning, Estimation and Monitoring	7	10	Establishment of a PMU	PMU in Place.
2.2	Overall Quality of construction of the quarters	7	10	Civil works Electrical works Ventilation Flooring Finishing	RCC framed structure with standard electrical fittings. Flooring is without tiles.
2.3	Cost effectiveness of construction.	7	10	Per square foot cost. Delays?	
2.4	User experience in terms of quality of living	8	10	User feedback	Satisfactory. Roads should be laid outside the staff quarters

2.5	Responsiveness and adequacy of Maintenance requirements	7	10	Responsiveness of Authorities to maintenance Adequacy/Quality of maintenance	Maintenance provisions need improvement
2.6	Adequacy of number of quarters allotted as per the scheme	7	10	No of quarters to Staff ratio Requirements for quarters	Need improvements to staff quarters in terms of flooring, connecting roads etc.
		43	60		71.67/100

**3 Sanitation & water supply in Prison**

SL	Parameters	Evaluation	Max Score	Marking scheme	Comments
3.1	Quality of water supply system	6	10	135 LPCD	135 LPCD
3.2	Cost effectiveness of construction.	7	10		
3.3	Cleanliness of barracks & bathrooms/toilets	7	10	Hygiene conditions. Cleanliness	Need further improvements
3.4	Adequacy of number of toilets to the actual number of prisoners	6	10	Toilet to inmate ratio No of toilets not in order	1:10 day time and 1:20 night time. Bathrooms 1:30. Need more toilets and bathrooms.
3.5	Adequacy of septic tank/sewerage system	6	10	Septic tank condition Sewerage?	Need improvements to sewerage
3.6	Health conditions at the prison	7	10	Frequency of diseases Segregation of sick inmates	Need for a doctor, compounder, beds, equipment in the prison
		39	60		65/100

**District / Sub Prison - Dhamtari**

<b>Assessment of Prisons</b>	Type of Prison	District / Sub Prison
	Location	Dhamtari

**1 Repair/Renovation of Existing Jail**

SL	Parameters	Evaluation	Max Score	Marking scheme	Comments
1.1	Mechanisms for Planning, Estimation and Monitoring	7	10	Establishment of a PMU	PMU in Place.
1.2	Quality of construction of barracks	7	10	Civil works Electrical works Ventilation Flooring Finishing	RCC framed structure with standard electrical fittings. Flooring is without tiles.

1.3	Quality of construction of Common areas bathrooms/toilets, kitchen, stores, visiting rooms etc.	7	10	Civil works Electrical works Ventilation Flooring Finishing	Need further improvements to replace dilapidated structures especially toilets, kitchen sheds, etc
1.4	Cost effectiveness of construction.	7	10	Per square foot cost. Delays?	
1.5	Level to which overcrowding has been addressed. (benefits, living conditions)	7	10	Ratio of barrack capacity to inmate strength Ratio of no of toilets to inmate strength	Need improvements to replace old ones
1.6	Level of Utilization of facilities, Responsiveness and adequacy of Maintenance requirements	7	10	Extent of Utilization of new construction Responsiveness of Authorities to maintenance Adequacy/Quality of maintenance	Maintenance provisions need improvement
1.7	Adequacy of facilities for women inmates at the prison	NA	NA	Availability of separate kitchen Crèche Facilities for pregnant women	No women Prisoners <i>(Preparing a new barrack for the female prisoners in future)</i>
1.8	Adequacy of Medical/Hospital facilities at the prison	7	10	Availability of hospital Availability of full time Staff Medical Staff to inmate ratio No of beds available Availability of ambulance	Need improvements such as equipment, medical staff, and furniture.
1.9	Adequacy of Staff at the prison	7	10	Staff to inmate ratio Vacancies to be filled	1:5. No shortage of staff - 2.
1.10	Adequacy of necessary facilities/items at the prison	6	10	Vehicles Furniture Kitchen items Recreational items Library	Need a dinning hall, Library, furniture, visitor waiting hall, etc.
		62	90		68.89 / 100
<b>2 Construction of Staff Quarters</b>					
<b>SL</b>	<b>Parameters</b>	<b>Evaluation</b>	<b>Max Score</b>	<b>Marking scheme</b>	<b>Comments</b>
2.1	Mechanisms for Planning, Estimation and Monitoring	7	10	Establishment of a PMU	PMU in Place.

2.2	Overall Quality of construction of the quarters	6	10	Civil works Electrical works Ventilation Flooring Finishing	RCC framed structure with standard electrical fittings. Flooring is without tiles.
2.3	Cost effectiveness of construction.	7	10	Per square foot cost. Delays?	
2.4	User experience in terms of quality of living	7	10	User feedback	Satisfactory. Roads should be built outside the staff quarters
2.5	Responsiveness and adequacy of Maintenance requirements	7	10	Responsiveness of Authorities to maintenance Adequacy/Quality of maintenance	Maintenance provisions need improvement
2.6	Adequacy of number of quarters allotted as per the scheme	7	10	No of quarters to Staff ratio Requirements for quarters	20 additional staff quarters for technical staff, nurse, etc
		<b>41</b>	<b>60</b>		<b>68.33 /100</b>
<b>3 Sanitation &amp; Water Supply in Prison</b>					
<b>SL</b>	<b>Parameters</b>	<b>Evaluation</b>	<b>Max Score</b>	<b>Marking scheme</b>	<b>Comments</b>
3.1	Quality of water supply system	6	10	135 LPCD	100 -135 LPCD
3.2	Cost effectiveness of construction.	6	10		
3.3	Cleanliness of barracks & bathrooms/toilets	7	10	Hygiene conditions. Cleanliness	Need improvements
3.4	Adequacy of number of toilets to the actual number of prisoners	6	10	Toilet to inmate ratio No of toilets not in order	1:15 day time and 1:36 night time. Need more toilets and bathrooms.
3.5	Adequacy of septic tank/sewerages system	6	10	Septic tank condition Sewerage?	Need improvements to sewerage
3.6	Health conditions at the prison	7	10	Frequency of diseases Segregation of sick inmates	Need for Doctor, Compounder, beds, equipment in the Prison.
		<b>38</b>	<b>60</b>		<b>63.33/100</b>