

RESTRICTED

Provisional Specification No.S/2594/CCD ARMY LOGO/TC-15

DRAWING PLATES ATTACHED - THREE
Supersedes Prov. Specification No.CQA(T&C)/TC-15/77(b)

GOVERNMENT OF INDIA
MINISTRY OF DEFENCE
DGOA ORGANISATION

SPECIFICATION
FOR

COAT COMBAT DISRUPTIVE DETACHABLE LINING
WITH INDIAN ARMY LOGO

CAT No. - NIV

ISSUED BY

CONTROLLER
CONTROLLERATE OF QUALITY ASSURANCE
TEXTILES AND CLOTHING
POST BOX NO. 294
KANPUR - 208 004

PRICE : Rs. 50/-

YEAR : 2009

RESTRICTED

(251)

Provisional Specification No. S/2594/CCD ARMY LOGO/TC-15

CONTENTS LIST

<u>Sl. No.</u>	<u>CONTENTS</u>	<u>PAGE No.</u>
0.	FOREWORD	4
1.	SCOPE	5
2.	RELATED SPECIFICATIONS/REFERENCES	5
3.	STANDARD PATTERN	5
4.	MATERIALS	6-7
5.	MANUFACTURE/PROCESSING	7-8-9-10-11
6.	DIMENSIONS & TOLERANCES	11
7.	WORKMANSHIP AND FINISH	11
8.	MARKING OF STORE	11-12
9.	PRE-INSPECTION BY PRODUCER	12-13
10.	QUALITY ASSURANCE	13
11.	SAMPLING	13-14
12.	TEST METHOD	14
13.	CRITERIA FOR CONFORMITY	14
14.	PACKAGING & MARKING	14
15.	TECHNICAL LITERATURE DOCUMENT	14
16.	WARRANTY	15
17.	DEFENCE STORES CATALOGUE NUMBER	15
18.	DRAWING SKETCHES	15
19.	SUGGESTION FOR IMPROVEMENT	16

logue

RESTRICTED

4

Provisional Specification No.S/2594/CCD ARMY LOGO/TC-15

0.0 FOREWORD

0.1 This specification has been prepared by Controller, Controllerate of Quality Assurance (Textiles and Clothing), Post Box No. 294, Kanpur on behalf of the Director General of Quality Assurance, Ministry of Defence, New Delhi. In super session of prov specification No. CQA (T&C)/TC-15 77(b) for Coat Combat Disruptive with detachable lining 1998 pattern.

0.2 This specification shall be used for procurement, manufacture and Quality Assurance of the item covered by this specification

0.3 The Quality Assurance Authority for the store covered by this specification is the Controller, Controllerate of Quality Assurance (Textile & Clothing), P. B. No. 294, Kanpur-208001. Enquiries regarding this specification related to technical particulars shall be referred to the QA authority mentioned in the tender or contract.

0.4 This specification is liable to amendment at any time and therefore is applicable only to specific enquiry made at any time, for any subsequent enquiry, a fresh copy of the specification is to be obtained.

0.5 This is a restricted document and therefore should not be communicated to any one who is not authorised to receive it.

0.7 Any deviation from this specification will not be resorted to without the express written sanction of the QA Authority viz. The Controller, Controllerate of Quality Assurance (Textile & Clothing), P. B. No. 294, Kanpur-208001 or his authorised representative.

0.8 The store must conform in all respects with this specification and other particulars issued with it.

RESTRICTED

3. *M. A. B. Khan*
referred to the Ministry on 27.8.75 26/5

(2009)

Provisional Specification No.S/2594/CCD ARMY LOGO/TC-15

1.0 SCOPE

1.1 This specification covers the requirements of Coat combat disruptive, detachable lining with Indian Army Logo in four sizes (i.e. Small, Medium, Large, and Extra Large). This document consist the particulars against defence requirements and provides guidance to contractors/suppliers, manufacturers, QA agencies and indenters etc. The Coat is intended for use over the jacket disruptive during combat duties under cold climatic condition by infantry soldiers.

2.0 RELATED SPECIFICATIONS/REFERENCES

2.1 Reference is made in this Specification to:-

S.No	SPECIFICATION NO.	PARTICULARS
1.	IS: 1461-1984 (Second revision) reaffirmed 2003	Plastic Buttons 19 mm (Thermosetting).
2.	IS: 4905-1968(Reaffirmed2001)	Method for random sampling
3.	IS: 8156-1994(Second revision) reaffirmed 2004	Fasteners Synthetic Hook & Loop Tape 25 mm OG
4.	IS: 14181-2002. (Part 1 to 3) Amendment No.2 March 2008	Synthetic (Plastic) Slide Fasteners OG.
5.	IND/TC/0296(b)	Sewing Thread Spun Polyester OG
6.	Provisional specification No. Prov/S/2599/TC-11/2009/01	Cloth Polyester & Cotton (67:33)disruptive pattern 150 cm width with Indian Army Logo WR290 GSM
7.	Prov. Schedule No.IND/TC/PMS/2008	Packing and Marking Schedule For Personal Clothing Items (Part-1)

2.2 Copies of IS specifications can be obtained on payment from Bureau of Indian Standards, 9 Bahadur Shah Jafar Marg, New Delhi or their regional offices.

2.3 Copies of CQA (GS) and CQA (T&C) specifications i.e. IND GS & IND/TC series can be obtained on payment from Controllerate of Quality Assurance (GS), Post Box No.127 and Controllerate of Quality Assurance (T&C), Post Box No. 294 Kanpur respectively.

3.0 STANDARD PATTERN

3.1 The standard pattern of Coat combat disruptive, detachable lining with Indian Army Logo duly approved by MGO branch, I HQ New Delhi held in the custody of the Controller CQA (T&C), Kanpur shall constitute the standard as regards any particulars/properties not noted defined in this specification.

Provisional Specification No.S/2594/CCD ARMY LOGO/TC-15

4.0 MATERIAL

4.1 The Coat combat disruptive, detachable lining with Indian Army Logo shall be manufactured from the materials as per details given below:-

COMPONENTS	MATERIALS	PARTICULARS
Body including collar, hood & pocket	Cloth Polyester & Cotton (67:33) disruptive pattern 150 cm width with Indian Army Logo WR290 GSM	Provisional specification No. Prov/S/2599/TC-11/2009/01
Middle Lining	Cloth Twill weave Polyester & Cotton (20:80) 250 GSM Greenish Khaki	Provisional specification No. Prov S/2599/TC-11/2009/02
Lining for body	Double Layer Bonded Polyester Fleece in OG Colour	Provisional schedule No. S/5387/Bonded Polyester Fleece OG 2009/TC-19
Reinforcement Strip for Fleece (Lining)	Fabric Nylon OG	As per Appendix 'C'
Sewing Thread (All sewing of Coat including for button, buttonholes & over locking)	Sewing Thread spun Polyester 125 d Tex X 3 OG	IND TC.0296(b)
Buttons	Plastic Buttons reversible 19 mm in matching Printed pattern (Thermosetting).	IS: 1461-1984 (Second revision) reaffirmed 2003
Tying cord at hood & Bottom	Cord Nylon OG 1785 (N) Breaking load	JSS: 4020-9
Zip fasteners for hood	Plastic Slide Fasteners Open end Heavy Duty Auto Lock OG	IS: 14181 (Part 1 to3) Amendment No. 2 March 2008
	Plastic Slide Fasteners Closed End Medium Heavy Duty Auto Lock OG	IS: 14181 (Part 1 to3) Amendment No. 2 March 2008
Zip fasteners for front(Outer) Closing	Plastic Slide Fasteners Open end Heavy Duty Auto Lock OG	IS: 14181 (Part 1 to3) Amendment No. 2 March 2008

3 *Md. Akbar Khan*
26/5

Provisional Specification No.S/2594/CCD ARMY LOGO/TC-15

Zip fasteners for Inner (Fleece)	Plastic Slide Fasteners Open end Medium Heavy Duty Auto Lock OG	IS: 14181 (Part 1 to3) Amendment No. 2 March 2008
Velcro [®] for front, sleeves, collar, hood, pocket flap and pocket(waist)	Fasteners Synthetic Hook & Loop Tape 25 mm OG	IS:8156-1994(Second revision) reaffirmed 2004
Tying cord at Waist (Outer)	Elastic Cord Black	Best Trade Quality
Stoppers for Tying Cord	Spring type cylindrical Plastic Stoppers Black	Best Trade Quality
Tip used at end of Tying Cord	Metal Antique Tip	Best Trade Quality
Attachment of Inner Sleeve to outer	Tape Newar OG 25 mm wide	Best Trade Quality
Bottom of fleece	Elastic 3 cm wide Black	Best Trade Quality
Ends of waist tunnel	Eyelet Aluminum Alloy	Best Trade Quality

5.0 MANUFACTURE / PROCESSING

5.1 The coat shall be in single breast design with detachable lining and hood. The hood shall be detachable with open end plastic slide fastener heavy duty.

5.2 The coat shall be made in two layers i.e. an inner layer of Polyester Fleece and outer layer of Cloth Polyester & Cotton (67:33) Disruptive with Indian Army Logo WR & lined with Cloth Twill Weave Polyester & Cotton (20:80) 250 GSM Greenish Khaki. The inner lining (fleece) shall be detachable with the help of two Plastic Slide Fasteners & 2 button button holes stitched at the places as shown in the drawing plate attached.

5.3 DETACHABLE LINING OF POLYESTER FLEECE (INNER)

5.3.1 The front body portion and the sleeves shall be cut to the required shape dimensions and assembled together as shown in the drawing appendix.

3. *M. V. S. ...*
inform to his share on 29.11.2015



246

RESTRICTED

8

Provisional Specification No.S/2594/CCD ARMY LOGO/TC-15

5.3.2. While joining the sleeves with the body, an opening of 18 cm shall be made at the under arm junction point of arm seam and side seam, the junction point will be read as centre point of slit opening. The ends of the opening shall be bar tacked.

**5.4 OUTER MADE FROM CLOTH POLYESTER & COTTON (67:33)
DISRUPTIVE JUNGLE PRINT WITH INDIAN ARMY LOGO WR
290 GSM**

5.4.1 The front portion, back portion and the sleeves etc. shall be cut to the required shape and Dimensions and assemble as given below. Cloth Twill Weave Polyester & Cotton (20:80) 250 GSM Greenish Khaki shall be used as lining material.

5.4.2 FRONT - PART

5.4.2.1 The front portion shall be in two parts, both the fore-parts shall be provided inside facing of self material of the shape and dimensions shown in the drawing. The slide fastener open end heavy duty shall be stitched at front for opening and closing of fore part of Coat as per drawing attached. Bottom shall be hemmed 3.0 cm. One cord elastic black should be provided at the bottom tunnel of the outer. Stepper & Metal Antique Tip shall be also provided at each free end of the cord.

5.4.3 POCKET & POCKETS FLAPS

5.4.3.1 The pockets and the flaps shall be attached at the positions and in the manner shown in the drawing. Each fore-part shall have one chest patch pocket including bellows two sides and one waist cut pocket with flaps. The width of bellows of chest pockets shall be 5 cm. The dimensions and the shape of the pocket and flaps shall be as shown in the appendix and drawing.

5.4.3.2 The top of both the waist & chest pockets shall be hemmed 2 cm with raw edge: turned-in. The pocket & pocket flaps shall be provided with hook and loop fastener of the shape and dimensions as given in the drawing and appendix.

5.4.3.3 The chest and waist pocket flaps shall be made of double layer of self material and shall be stitched 2 cm above the pocket mouth. Position of Army Logo in Hindi shall be placed at centre of flaps of chest pocket & position of Army Logo in English shall be placed at centre of flaps of waist pocket.

RESTRICTED

3. *Md. Akbar Khan*
informed to Mr. Sharma on 22/5/15

Provisional Specification No.S/2594/CCD ARMY LOGO/TC-15

5.4.4 BACK PART

5.4.4.1 The back part shall be cut in one piece conforming to the shape and design shown in the drawing. Bottom shall be hemmed 3.0 cm.

5.4.5 HOOD

5.4.5.1 The hood shall be cut in one piece and conforming to the shape and design as shown in the drawing.

5.4.5.2 Various components of the hood viz. an outer layer of Cloth Polyester & Cotton (67:33) Disruptive With Army Logo WR 290 GSM. an inner layer of Double layer Bonded Polyester Fleece in OG Colour; Two Plastic Slide Fasteners; Synthetic Hook & loop and two pieces of cord Nylon shall be assembled as shown in the drawing. Stopper & Metal antique tip shall be also provided at each free end of the Nylon cord.

5.4.5.3 The hood shall be attached with the main body with plastic slide fastener as per drawing.

5.4.6 COLLAR

5.4.6.1 The collar shall be one piece and made of two layers of Cloth Polyester & Cotton (67:33) Disruptive With Army Logo WR 290 GSM. The collar shall be attached to the gorge with two rows of machine stitching i.e. one seam inside and other seam from out side as shown in the plate attached.

5.4.6.2 A female part of slide fastener shall be stitched on the centre of the bottom of the collar seam corresponding to the position of male part of the slide fasteners provided on the hood. The slide fastener shall be stitched with two rows of machine stitches. The distance between two rows shall be 0.5 cm.

5.4.7 SHOULDER STRAPS

5.4.7.1 The shoulder strap of the dimensions and shape as shown in the appendix/ drawing shall be made using double layer of self material showing one row of machine stitching on the outer side. The base of the shoulder straps should be stitched to both the rows of lapped seam employed for joining the sleeves with the main body at the position and in the manner shown in the drawing. A button hole shall be provided centrally at one cm from the free end. A button shall be provided on shoulder seam corresponding to the position of button hole on straps.

Handwritten notes and signatures at the bottom of the page, including a date "26/5" and some illegible text.

Provisional Specification No.S/2594/CCD ARMY LOGO/TC-15

5.4.8 SLEEVES

5.4.9.1 The sleeves shall be made in two pieces to the shape and manner as shown in the drawing.

5.4.10 TYING CORD AT WAIST

5.4.10.1 A Cord nylon of suitable length as given in the dimension chart shall be provided at waist. Stopper & Metal antique tip shall be also provided at each free end of the cord.

5.4.11 ASSEMBLY OF THE OUTER LAYERS

5.4.11.1 The front and the back parts shall be joined together at the shoulders and the sides with lapped seam showing one row of the stitching on out side. The sleeves shall be attached with the body inserting the shoulder straps as shown in the drawing.

5.4.12 ASSEMBLY OF THE COAT (OUTER AND INNER)

5.4.12.1 Both the outer & inner shall be joined together with PSF medium Heavy Duty Auto Lock, OG buttons and button holes provided at front, sides, gorge and bottom of sleeves.

5.4.12.2 The front opening shall also be provided with five equidistant hooks & loops of 2.5 x 3.5 cm. The front hook & loop shall be placed at a distance of 1.5 cm from the bottom of the collar seam and the last loop shall be placed at the bottom edge. The remaining hooks & loops shall be placed equidistant between these two hooks & loops.

5.4.12.3 The finished hood shall be detachable from the coat by means of Plastic Slide Fastener provided as shown in the drawing attached and of the dimensions as per appendix.

5.5 BUTTONS

5.5.1 All buttons shall be stitched on with not less than 16 stitches of single thread or 8 stitches of double thread.

5.5.2 When the buttons are stitched on by hand, the thread shall be wound round stitches three times when double or six times when single to form a shank. All ends shall be securely fastened off.

Provisional Specification No.S/2594/CCD ARMY LOGO/TC-15

5.6 BUTTON HOLES

5.6.1 The button holes shall be of 20 mm size in length to ensure that neither they are too loose nor too tight. The button holes shall be made with not less than 9 stitches per cm when made by machine. The button holes shall be either bar tacked or taper finish. All ends shall be securely fastened off.

5.7 GENERAL STITCHING

5.7.1 The coat shall be assembled throughout with lock stitches regulated at 35 to 40 stitches per dm. All ends shall be securely fastened off.

6.0 DIMENSIONS & TOLERANCES

6.1 The Coat combat disruptive, detachable lining with Indian Army Logo shall conform to the dimensions & Tolerances as given in appendix 'A' & 'B' attached to this specification.

7.0 WORKMANSHIP & FINISH

7.1 In appearance, general workmanship & finish and in all other respect not defined in this specification, the Coat combat disruptive detachable lining with Indian Army Logo shall conform to the sealed pattern held in the custody of Controller CQA (T&C) Kanpur.

7.2 In addition, the Coat shall be free from fabrication defects and prominently noticeable defect such as thread getting easily frayed, holes, cuts or tear and any other defect which would significantly mar the appearance or affect the serviceability of the Coat.

8.0 MARKING OF STORE

8.1 The Coat combat disruptive, detachable lining with Indian Army Logo (Outer & Inner both) shall be provided with bilingual printed size label made of cloth taffeta synthetic white securely stitched on the collar seam at back under side in a manner as to show back **Hindi** letters at top side and **English** at back side. The label shall be in white ground on which detail mentioned below shall be printed in black indelible ink which shall not be washed away when subjected to washing as per IS: 764. Details are given below:-

- (a) Brief Nomenclature
- (b) Size & Cat part Number

RESTRICTED

3. *M. A. B. S. T. K. S.*

26/5

Provisional Specification No.S/2594/CCD ARMY LOGO/TC-15

- (c) Manufacturers name and trade mark
(d) Year of Manufacture

8.2 The Printed size label in bilingual shall be as follows:-

a) Overall Length	64 mm
b) Overall Width	50 mm
c) Stitching Allowance	10 mm
d) Length in which marking is printed	44 mm
e) Back Ground	White Taffeta Synthetic
f) Lettering	Black
g) Fastness to Washing	Rating 4 IS: 764 (Repeat 4 Times)

8.3 MARKING OF WASHING INSTRUCTION

Each Coat combat disruptive, detachable lining with Indian Army Logo (Outer & Inner both) having washing instructions shall be given on separate label attached with lower waist band seam on inner face, on left back. Label shall be 7.0 cm long & 2.5 cm wide in which, 1.0 cm length at both the ends shall be left un-printed as stitching allowance. Label shall be printed, having selvages at the two longitudinal edges. Label shall be printed in Hindi language. At the top of label बुलाई निर्देश shall be written, underlined in bold letters as under.

<u>बुलाई निर्देश</u>
सादे/ गुनगुने पानी में बढ़िया डिटरजेंट से हल्के हाथ से धोये। पटके नहीं। पलट कर छाव में सुखायें। हल्की गर्म प्रेस करें।

9.0 PRE-INSPECTION OF SUPPLIES BY THE PRODUCER**9.1 ADVANCE SAMPLES**

Manufacturers who have not supplied this store during the last three years have to submit advance samples manufactured from specified materials for inspection, testing, and trial/clearance by AHSP prior to commencement of bulk production. Number of samples required for material, dimensional check and test/proof shall be one or as laid down in the contract.

3. Material under Trial
referred to in Memo. on 26/5

(11)

Provisional Specification No.S/2594/CCD ARMY LOGO/TC-15

9.2 Manufacturers/Contractors must satisfy themselves first that the store manufactured are in accordance with the contract and fully conform to the specification, by carrying out thorough pre-inspection of each lot batch before actually tendering the same for inspection to the Quality Assurance Officer nominated under the terms of the contract. A declaration by the Contractor that necessary pre-inspection has been carried out on the stores tendered and the same are fit for inspection and tests carried out shall be rendered along with the challan.

The declaration shall include the method followed in pre-inspection showing features checked/tested and will have the test certificate attached to the challan/declaration.

9.2 If the Quality Assurance Officer finds that pre-inspection of the consignment as required above has not been carried out, the consignment is liable for rejection.

10.0 QUALITY ASSURANCE

10.1 Examination of samples taken from any portion of the consignment or during surveillance inspection shall conform to the requirement when tested in accordance with the methods mentioned against each in this specification.

10.2 Each Coat combat disruptive, detachable lining with Indian Army Logo as accepted shall be legibly and indelibly stamped near the size label with indelible ink using the authorised stamp as "Acceptance Mark".

11.0 SAMPLING

11.1 The lot size is restricted to 3200 Nos (max).

11.2 The supplier shall offer the stores serially numbered and arranged in such a manner that the entire lot is easily accessible to the sampling officer.

11.3 Based on the lot size offered for quality assurance, sample units for visual examination and dimensional check at the time of sampling be drawn as per column-2 and for bulk inspection as per column-4 of the table using technique of random sampling as per IS: 4905:1968.

11.4 On having satisfied with the preliminary examination, samples if required for laboratory test/examination shall be drawn as per column-5 & 7 of the table.

RESTRICTED

3. *M. S. K. S. S.*

178

Provisional Specification No. S/2594/CCD ARMY LOGO/TC-15
TABLE FOR SCALE OF SAMPLING AND PERMISSIBLE
NUMBER BASED ON 4% AQL ISO: 2859-1989

Lots Size in Nos.	Sampling Plan for						
	Visual examination/ dimensional check at the time of sampling		Sample size for detail check at Bulk QA stage	Physical Parameters (for laboratory tests)		Chemical Parameters (for laboratory tests)	
	Sample Size	Acceptance No.		Sample Size	Acceptance No	Sample Size	Acceptance No
1	2	3	4	5	6	7	8
Upto 280	13	1	32	13	1	3	0
281 - 500	20	2	50	13	1	5	0
501 - 1200	32	3	80	20	2	5	0
1201 - 3200	50	5	125	20	2	13	1

Note:-

- i) Sampling shall be done randomly as per IS: 4905-1968.
- ii) Samples for lab testing will be drawn from the samples drawn and mentioned in column (2) only.

12.0 TEST METHOD

12.1 The basic cloth and garniture used shall conform to the specification requirements when tested as per method laid down in the relevant specification ensuring high degree of reproducibility and repeatability.

13.0 CRITERIA FOR CONFORMITY

13.1 All the sample units drawn shall be tested / examined to the specification requirements. If all the sample units are found to conform to the requirements of this specification the lot shall be considered to be in conformity to the specification.

14.0 PACKAGING & MARKING

Packaging of the stores shall be as per PMS No : IND TC PMS 2008.

15.0 TECHNICAL LITERATURE/DOCUMENTS

15.1 Refer clause 2 of this specification

3. *[Handwritten signature]*

26/5

0202

Provisional Specification No.S/2594/CCD ARMY LOGO/TC-15

16.0 WARRANTY

16.1 "Except as otherwise provided in the invitation to the tender, the Contractor/seller hereby declare that the goods, stores, articles sold/supplied to the purchaser under this Contract shall be of the best quality and workmanship and new in all respects and shall be strictly in accordance with the specifications and particulars contained/mentioned in the Contract.

16.2 The Contractor/seller hereby guarantees that the said goods/stores/articles would continue to conform to the description and quality aforesaid for a period of 12 months from the date of delivery of the said goods/stores/articles to the purchaser or 15 months from the date of shipment/dispatch from the contractor's work, whichever is earlier and that notwithstanding the fact that the purchaser (Inspector) may have inspected and/or approved the said goods/stores, articles, if during the aforesaid period of 12/15 months the said goods/stores/articles, be discovered not to be conform to the description and quality aforesaid or not having satisfactory performance or have deteriorated and the decision of the purchaser in that behalf shall be final and binding on the Contractor/seller to rectify replace by acceptable goods/stores/articles or such portion or portions thereof as is found to be defective by the purchaser within a reasonable period not exceeding 3 months or as may be allowed by the purchaser in his discretions on the application made thereof by the Contractor/seller and in such an event the above mentioned warranty period shall supply to goods/stores/articles rectified/replaced from the date of rectification/replacement thereof, otherwise the Contractor/seller shall pay to the purchaser such compensation as determined by the purchaser as may arise by reason of the break of the Warranty herein contained".

17.0 DEFENCE STORE CATELOGUE No.

17.1	<u>STORE</u>	<u>CAT No.</u>
	COAT COMBAT DISRUPTIVE, DETACHABLE LINING WITH INDIAN ARMY LOGO	NIV

18.0 DRAWINGS/SKETCHES

18.1 The drawing attached to this specification.

RESTRICTED

16

Provisional Specification No.S/2594/CCD ARMY LOGO/TC-15


19.0 SUGGESTION FOR IMPROVEMENT

19.1 Any suggestions for improvement of this document may be forwarded to:-

CONTROLLER
CONTROLLERATE OF QUALITY ASSURANCE
(TEXTILES AND CLOTHING)
POST BOX No. 294,
KANPUR - 208001

Tel: 0512-2324529, Fax: 0512-2324529
e-Mail- cqatc@dataone.in

DATE: 21 July 09


CONTROLLER
CONTRAOLLERATE OF QUALITY ASSURANCE
TEXTILES AND CLOTHING
POST BOX No. 294
KANPUR 208 001

logue

RESTRICTED

RESTRICTED

17

Provisional Specification No.S/2594/CCD ARMY LOGO/TC-15

APPENDIX-'A'

COAT COMBAT DISRUPTIVE ,DETACHABLE LININGWITH INDIAN ARMY LOGO(OUTER)

Dimensions are in cms.

SIZE	MEASUREMENT OF MAN (cm)		MEASUREMENT OF GARMENT (cm)							
	HEIGHT	CHEST	SIZE ROUND			LENGTH FROM		WIDTH ACROSS SHOULDER	Length of Plastic Slide Fasteners	Length of tying cord at bottom
			UNDER ARM WHEN CLOSED	WAIST WHEN CLOSED	BOTTOM WHEN CLOSED	SIDE OF COLLAR TO BOTTOM AT FRONT	BOTTOM EDGE OF COLLAR TO BOTTOM AT BACK			
1	2	3	4	5	6	7	8	9	10	11
Small	150-160	75-80	114	108	124	80	79	50	66	150
Medium	161-172	81-87	119	113	128	82	81	52	68	155
Large	173-182	87-94	124	118	134	85	84	54	71	160
Extra Large	183-194	95-100	130	125	140	88	87	56	74	165
TOLERANCE ±			±1.0	±1.0	±1.0	±1.0	±1.0	±0.5	±0.5	±2.0

NOTE: - All measurements are in cm.

RESTRICTED

613

Handwritten notes and signatures on the right margin.

RESTRICTED
18

Provisional Specification No.S/2594/CCD ARMY LOGO/TC-15
----contd APPENDIX 'A'

COAT COMBAT DISRUPTIVE, DETACHABLE LINING WITH INDIAN ARMY LOGO (OUTER)

SIZE	MEASUREMENT OF GARMENT										
	LENGTH FROM TOP EDGE TO BOTTOM OF SLEEVE	SLEEVE ROUND WIDTH AT BOTTOM	ROUND AT 6 cm BELOW THE SHOULDER POINT	WIDTH AT BOTTOM	LENGTH FROM TOP TO BOTTOM AT FRONT	HOOD (WHEN ZIPPED) LENGTH AT BACK FROM JOINING POINT TO BOTTOM	LENGTH OF PSF FOR ATTACHMENT OF HOOD TO MAIN BODY	LENGTH OF PSF	LENGTH OF EACH TYING CORD WITH KNOT	COLLAR LENGTH (AT BOTTOM FROM EDGE TO EDGE)	WAIST TUNNEL (LENGTH OF TYING CORD WITH KNOT)
Small	12 68	13 37	14 50	15 25.0	16 38.0	18 21	19 28	20 36	21 110	22 54	23 124
Medium	72	38	53	25.0	38.0	21	28	36	110	54	130
Large	75	39	56	26.0	41.0	23	28	36	115	56	135
Extra Large	77	39	59	26.0	41.0	23	28	36	115	56	140
TOLERANCE ±	±1.0	±0.5	±0.5	±0.5	±1.0	±0.5		±0.5	±1.0		±2.0

NOTE: All measurements are in cm.

RESTRICTED

RESTRICTED

19

Provisional Specification No.S/2594/CCD ARMY LOGO/TC-15
----contd APPENDIX-A

COAT COMBAT DISRUPTIVE ,DETACHABLE LININGWITH INDIAN ARMY LOGO(OUTER)

- a) Length of shoulder strap for size : Small- 17.5cm. Medium - 18.0cm
Large - 18.5 cm, Extra large - 19.0 cm
- b) Width of shoulder strap : 4.5 cm
For all sizes
- c) Size of chest of pocket for size : Small & Medium -19.0x 15.0 cm
Large & Extra large - 20.0x16.0 cm
- d) Depth of chest pocket flap at centre : 7.0 cm
- e) Depth of chest pocket flap at side : 5.0 cm
- f) Depth of waist pocket flap at centre : 8.5 cm
- g) Depth of waist pocket flap at side : 4.0 cm
- h) Opening of waist pocket for size : Small & Medium -18.5 cm
Large & Extra large - 19.0 cm
- i) Free length of tying cord pieces 15.0 cm Approx. with knot of the hood
- j) Free length of tying cord pieces 15.0 cm Approx. with knot of the bottom outer.
- k) Collar depth at back for all sizes - 7.0 cm
- l) Collar depth at front for all sizes - 5.0 cm

DIMENSIONS OF SYNTHETIC HOOK AND LOOP FASTENERS

Component to be used	Hook		Loop	
	Length	Width	Length	Width
Front opening	4.0	2.5	4.0	2.5
Sleeve tab	2.5	2.5	8.0	2.5
Neck point	3.0	2.0	3.0	2.0
Pocket flaps(chest & waist)	4.0	2.5		
Pocket (chest)			4.0	2.5
Pocket (waist)			4.0	2.5
Above right side pocket flap			Small & Medium-15.0 cm Large & Extra large -16.0 cm	2.5

RESTRICTED

613

RESTRICTED

20

Provisional Specification No.S/2594/CCD ARMY LOGO/TC-15

APPENDIX 'B'

COAT COMBAT DISRUPTIVE, DETACHABLE LINING WITH INDIAN ARMY LOGO (INNER FLEECE)

All dimensions are in cms.

SIZE	SIZE ROUND			LENGTH FROM		Length of Slide Fasteners for Joining with outer	SLEEVE		
	UNDER ARM WHEN CLOSED	WAIST WHEN CLOSED	BOTTOM WHEN CLOSED	SIDE OF COLLAR TO BOTTOM AT FRONT	BOTTOM EDGE OF COLLAR TO BOTTOM AT BACK		LENGTH FROM TOP EDGE TO BOTTOM OF SLEEVE	ROUND SLEEVE AT BOTTOM	SIZE ROUND AT 6 Cm BELOW THE SHOULDER POINT
Small	111	111	111	75	74	58	54	36	49
Medium	116	116	116	77	76	60	58	37	52
Large	121	121	121	80	79	63	61	38	55
Extra Large	127	127	127	83	82	66	63	38	58
TOLERANCE ±	1.0	1.0	1.0	1.0	1.0	0.5	1.0	0.5	0.5

MAJOR JAS VEER
supdnt for the material on 29.11.
26/5

- 1.
- 2.
- 3.
- 4.
- 5.
- 6.
- 7.

RESTRICTED

of Charge, Staff.

613

RESTRICTED

21

Provisional Specification No.S/2594/CCD ARMY LOGO/TC-15

APPENDIX-CCOAT COMBAT DISRUPTIVE DETACHABLE LINING WITH INDIAN ARMY LOGO

100% NYLON FABRIC OG		REQUIREMENTS	METHOD OF TEST
Sl. No.	Parameters		
1.	Mass/m ² (g)	52 ± 10%	IS :1964
2.	No. of threads/cm		IS :1963
	-Warp	64 ± 5%	
	-Weft	43 ± 5%	
	- Total threads/ cm ²	107 ± 5%	
3.	Breaking Strength (N) 5X20 cm strip (min)		IS :7019 (Pt-2)
	- Warp	500	
	-Weft	380	
4.	Colour Fastness to light	5 or better	IS :2454
5.	Colour Fastness to washing	4 or better	IS : 764
6.	Colour Fastness to Perspiration	4 or better	IS : 971
7.	Colour Fastness to Rubbing		IS : 766
	-Dry	4 or better	
	-Wet	4 or better	

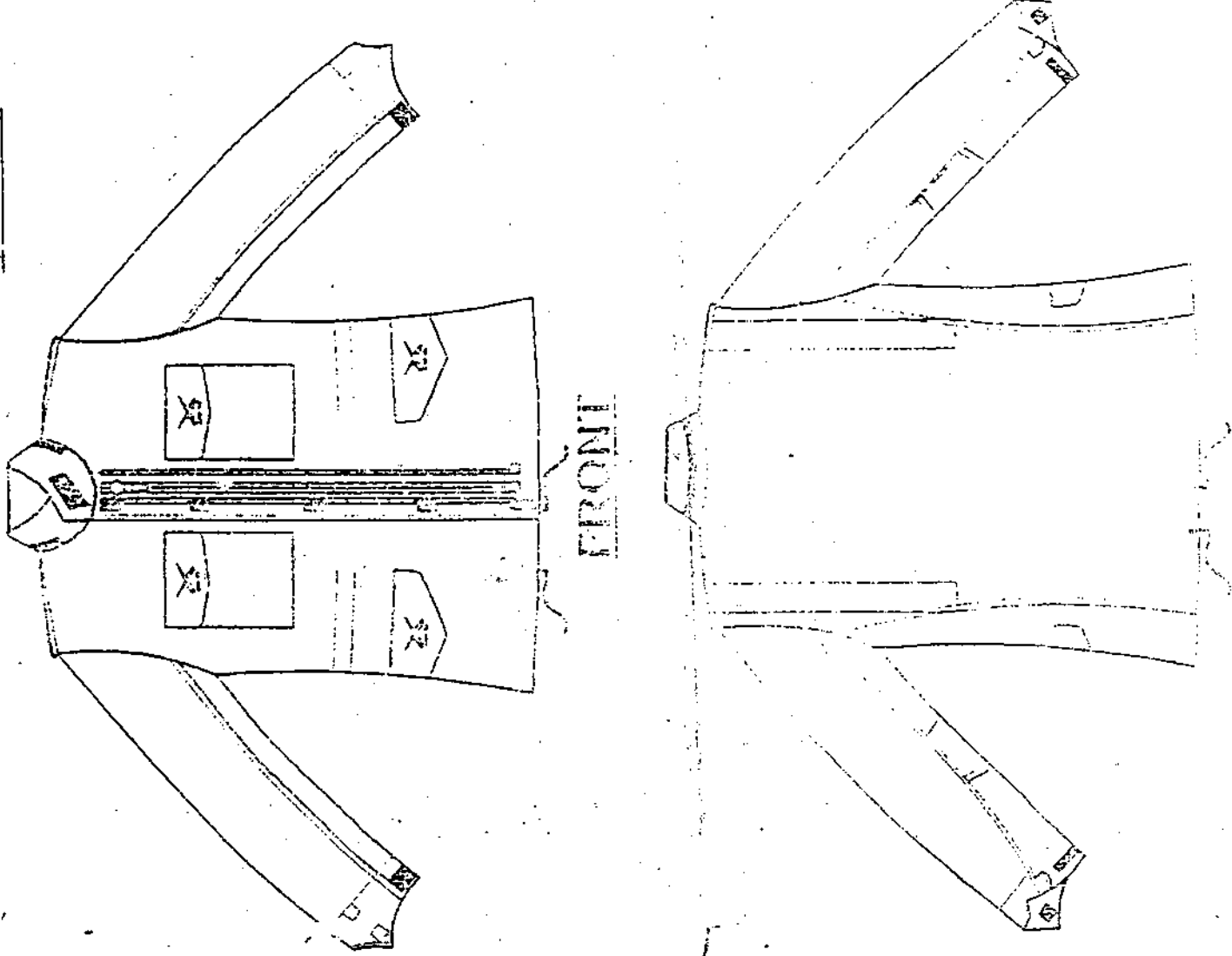
3. *MAINTAIN THE WEIGHT TO THE MAXIMUM OR 29.4g*

Provisional Specification No. S/2594/CCD ARMY LOGO

ARMY LOGO

PLATE 1 OF 3

OUTER



FRONT

BACK



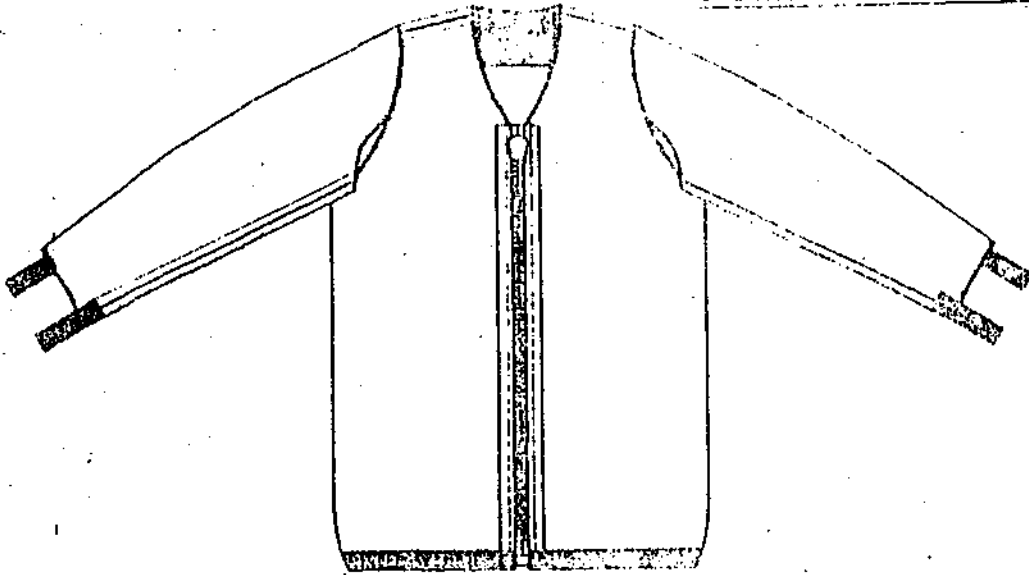
2. Military Uniforms
 referred to in the above on 17.11.11
 26/11

COAT COMBAT DISRUPTIVE
ARMY LOGO

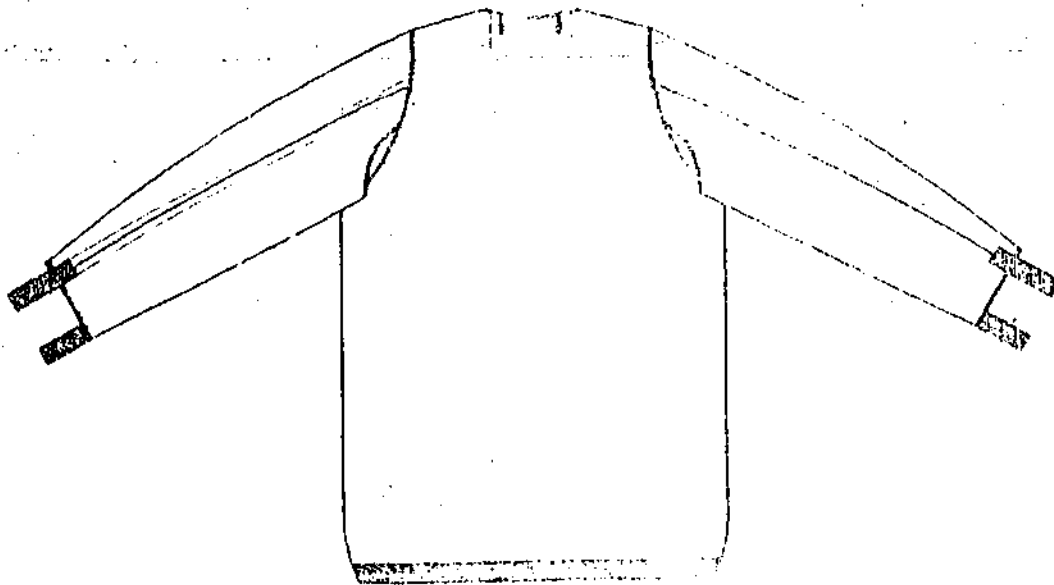
TH MEDIAN

11/11/2012

FLEECE INNER



FRONT



BACK

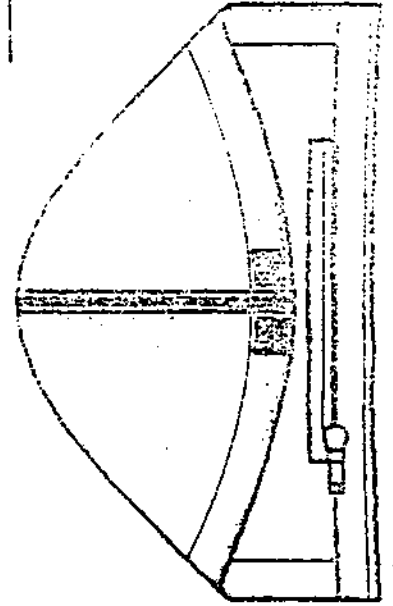
3. *Handwritten note:* Handwritten Handwritten
upfront to sit show on 23.11. 26/5




Provisional Specification P. 100 (2000) (D) ARMY LOGO - 15

COAT OF ARMS
ARMY LOGO

HOOD



FRONT



BACK

3. *Adviser does not have*
input for his review on 27.31.

Check
26/5

0428

