

ord  
756

25 JAN 2010

250

No. IV-21011/1/2010-Prov-I  
Government of India  
Ministry of Home Affairs

26, Man Singh Road, Jaisalmer House,  
New Delhi, 18.1.2010

To

The DGs: Assam Rifles/BSF/CISF/CRPF/ITBP/NSG/SSB/BPR&D

Subject: - QRs/Technical Specifications for the security related equipments -regarding

The QRs/Technical Specifications for the following security related equipments have been accepted and approved by the Competent Authority in MHA:-

- (i) Shot Gun/Spas Gun ✓
- (ii) Armour Plates fir Snipers ✓
- (iii) Laser Grip for Glock Pistols ✓
- (iv) UBGL ✓
- (v) Lay Tuning (Road Blocker) ✓
- (vi) Slithering Rope ✓
- (vii) Commander Torch ✓
- (viii) Sonic Defenders-Hearing Protection Device ✓
- (ix) Robot ✓
- (x) Bullet Proff Jacket Full Body Protection(360 degree) ✓
- (xi) Non Magnetic Tool Kit ✓
- (xii) Gas Mask ✓

2. Henceforth, all the CPMFs should procure the above items required by them strictly as per the laid down Technical Specifications/QRs.

3. The trial directives for the following items have also been approved by the Competent Authority in MHA

- (a) Mini Remotely operated vehicle-F/X
- (b) Electro Stun Gun
- (c) Light Support Weapon

*(Signature)*  
18/1/10  
(R.S.Sharma)  
Director (Prov)

Copy to:-

DD(Procurement),MHA

Copy for information to:-

PS to JS(PM),MHA

*(Signature)*  
22/1/10

*(Signature)*  
25.1.10.

*(Handwritten notes)*  
DD  
28/1  
AC (Proc.)  
Info ops. DA.  
secretary  
8/27-1/10  
Se. Secy


319  
22-1-10


P. S. to I.G. (HQ)  
By No. 307  
Date 25.1.10


*(Handwritten notes)*  
DJG (CP)  
keep a file  
action according to  
25/1

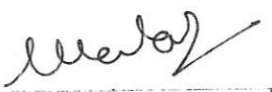
QRs/SPECIFICATION FOR LAY TUNING(ROAD BLOCKER)

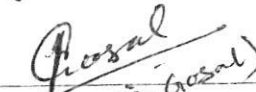
- 1. The lay tuning should be easy to carry, expand and deploy.
- 2. The spikes should be replaceable and reusable.
- 3. The spikes of lay tuning should be made of rust proof metal alloy with 3 sharp cornered edges 1/2 inch wide at base.
- 4. Lay tuning should be light enough for easy carriage and deployment, yet heavy enough for stability and should not get blown or float away.
- 5. The weight of lay tuning should be in range of 8 – 10 Kgs.
- 6. Should come with a carrying case of polymer or better.
- 7. The dimensions required for lay tuning :-
  - (a) Length – deployed - 10 feet – 16 feet
  - (b) Dimension stored - 20" x 30" x 04".
  - (c) Number of spikes - 100 or more.
  - (d) Weight - Should not exceed 12 Kgs.
  - (e) Length of spikes - 2.5 inches – 4 inches.
- 8. Should have minimum 5 years manufacture warranty on system and spikes.


  
Lt Col S Bhatia


  
Maj Rohit Patel


  
Maj Shaji P, 52 SAC


  
Maj P R Mohanthy


  
P. Gosal  
EM. M. Gosal


  
Lt Col S Bhatia

  
Lt Col S Bhatia  
Branch Officer  
S&M ER


  
Maj Anurag

  
Lt Col A. Sisodia



  
Lt Col S Bhatia

Approved/ Not approved

  
(N.P.S Aulakh) III  
Director General, NSG

28/2