

No. C.VII.1/2014-ITW(QRs)-(3) 2366  
भारत सरकार/Government of India  
गृह मंत्रालय/Ministry of Home Affairs  
पुलिस आधुनिकीकरण प्रभाग /Police Modernization Division  
संभरण-I डेस्क /Prov.I Desk

Jaisalmer House, 26 Man Singh Road,  
New Delhi, the 28<sup>th</sup> December, 2015

To

The DsG: AR, BSF, CISF, CRPF, ITBP, SSB, NSG & BPR&D.

**Subject: QRs and Trial Directives of Degausser.**

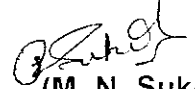
Sir,

The undersigned is directed to refer to the subject mentioned above and to say that the QRs and Trial Directives in respect of Degausser as per Annex-I and Annex-II have been approved by the competent authority in MHA.

2. Henceforth, all CAPFs should procure the above item, required by them strictly as per the laid down QRs and Trial Directives.

3. Concerned CAPFs will be accountable for correctness of the QRs and Trial Directives of Degausser.

Yours faithfully,


  
(M. N. Sukole)

Under Secretary to the Govt. of India

Encl: As above.

Copy forwarded for necessary action to:

SO (IT), MHA - With the request to host the QRs/Specifications of Cloth for RAF Dangree on official website of MHA (under the page of Organizational Set up, Police Modernization Division-Information Technology).

  
(M. N. Sukole)

Under Secretary to the Govt. of India

Copy to: Director (Procurement), MHA.

QRs/Technical Specification of Degausser

S/No.	Specifications	Requirements
1	Power Supply	230 V $\pm$ 5%, 50/60 Hz- Standard
2	Degausser System	Capacitive Discharge
3	Duty Cycle	Continuous
4	Cyclic Time	60 Seconds or less
5	Erasing Time	Less than 10ms.
6	Display	LCD Display to visually provide the user with erase, power & mode verification & other indications
7	Magnetic Field	0.8 tesla and above
8	Erasing Area Size	Around 171 x 114 x 25 mm
9	Media	Hard Drives Standard & Laptop Drives, tape cartridges including DLT, LTO, 3590, 8m,m & more. (2.5", 3.5" hard drives should also be supported)
10	Temperature	41° F - 104° F (5° C - 40° C)
11	Humidity	10% H- 40% H (without condensation)
12	Safety standards	The product should have to be covered and in well insulated condition to perform its functions under special safety rules and standards of international stature like PCI, DSS, NIST, HIPAA, PIPEDA, NIST SP 800-36, NIST SP 800-88.

R. K. Kumbhare,  
AC (Comn), SSB

Manoj Kumar,  
DC(IT), CRPF

Harvinder Singh,  
DC(IT), BSF

Major Kapil Dahiya,  
TC (Eqpt), NSG

Gurbachan Singh,  
SSO(E), BPR&D

Wajid Husain,  
Tech Director, NIC

S.M. Hasnain,  
DIG(IT), CRPF

Shailendra Kumar  
IG (Comn), CRPF

[Approved / ~~Not Approved~~]

Dilip Trivedi, IPS  
DG, CRPF

(10)

~~Appendix B~~  
Annex - II

TRAIL DIRECTIVE OF "DEGAUSSER"

S/NO.	Specifications	Procedures suggested for trial by board of officers	Result expected/desired
1.	Power Supply-230 V $\pm$ 5%, 50/60 Hz-Standard	<ul style="list-style-type: none"> <li>To check the power supply variations variac/meter should be used.</li> <li>Set the input of variac to normal power supply.</li> <li>Plug in power cable of degausser at the input of variac meter.</li> <li>The variac should be set at both upper and lower cut off voltage i.e. 230 V <math>\pm</math> 10% and functioning of degausser should be checked at both the levels.</li> </ul>	Degausser should work properly on both the voltage supplied.
2.	Degausser System-Capacitive Discharge	<ul style="list-style-type: none"> <li>The certificate provided by OEM specifying Technology used in Degausser should be checked.</li> </ul>	In certificate provided by OEM the technology used should specifically be mentioned as capacitive discharge technology.
3.	Duty Cycle -Continuous	<ul style="list-style-type: none"> <li>At least 5 magnetic media must be degaussed in continuity to check the duty cycle. There should not be any waiting period between two consecutive degaussing cycles.</li> </ul>	The degausser should successfully degauss all the media in continuity and no overheating/ improper functioning should take place.
4.	Cyclic Time-60 Seconds or less	<ul style="list-style-type: none"> <li>At least 3 magnetic media (preferably HDD) should be successfully degaussed and their time of degaussing should be noted.</li> <li>The degaussed media (preferably HDD) should be connected to PC to check if HDD is detectable or its data is erased.</li> </ul>	No media should take more than 60 Sec for degaussing.  The media after degaussing should be either undetectable while connected to PC or its data should be erased properly and is un-retrievable.
5.	Erasing time- Less than 10ms.	<ul style="list-style-type: none"> <li>Erasing time will be check through demo given by OEM</li> </ul>	The erasing time should less than 10ms.
6.	Display -LCD Display to visually provide the user with erase, power & mode verification & other indications	<ul style="list-style-type: none"> <li>Check whether LCD display is provided in the degausser system.</li> <li>Check whether all the functionality like erasing, power &amp; mode verification and other indicators are visible in LCD display module.</li> </ul>	LCD should be provided in the degausser system.  All the functions/operations should be visible in LCD display provided with degausser.

9


7.	Magnet Field- 0.8 tesla and above	<ul style="list-style-type: none"> <li>• The magnetic field should be checked by gauss meter.</li> <li>• Place the probe of gauss meter near degaussier preferable range of 10-15 cms.</li> <li>• Switch on the degausser and then check the reading on gauss meter.</li> </ul>	The reading should be above 0.8 tesla.
8.	Erasing Area Size- Around 171 x 114 x 25 mm	<ul style="list-style-type: none"> <li>• Place/insert the media of maximum supported size i.e. 171x114x25 mm in the degausser and start the degaussing process and check the results.</li> </ul>	The media should be completely degaussed and whole data should be erased completely.
9.	Media -Hard Drives Standard & Laptop Drives, tape cartridges including DLT, LTO, 3590, 8m,m & more. (2.5", 3.5" hard drives should also be supported)	<ul style="list-style-type: none"> <li>• Placed different type of media on/in the degausser.</li> <li>• Degausser should be capable of degaussing all type of the media.</li> </ul>	The degausser should be capable of degaussing different type of magnetic media used in different types of equipment.
10.	Operating Temperature->5° C - 45° C	<ul style="list-style-type: none"> <li>• Check the proper functioning of degausser in normal temperature condition.</li> <li>• OEM should provide certificate regarding its operation at the specified temperature i.e. -5° to 45° C.</li> </ul>	<ul style="list-style-type: none"> <li>• The degausser should work efficiently in wide range of operating temperature conditions.</li> <li>• In certificate provided by OEM operating temperature range should be specified as 5° C - 45° C.</li> </ul>
11.	Humidity-10% H- 40% H (without condensation)	<ul style="list-style-type: none"> <li>• OEM should provide certificate specifying its operation at the specified humidity levels i.e. 10% to 85%.</li> </ul>	<ul style="list-style-type: none"> <li>• The degausser should work effectively in wide range of operating humidity condition.</li> <li>• In certificate provided by OEM operating specifications in humid condition should be clearly mentioned and its value should be between 10% H to 40% H (without condensation).</li> </ul>
12.	<u>Safety standards</u> :- The product should have to be covered and in well insulated condition to perform its	<ul style="list-style-type: none"> <li>• Check the product is well covered and in insulated condition to perform its functions.</li> <li>• Check the safety certifications provided by OEM.</li> </ul>	<ul style="list-style-type: none"> <li>• The product must be well covered and in insulated condition.</li> <li>• The safety certifications by OEM should comply with international stature like PCI, DSS, NIST,</li> </ul>

(8)


functions under special safety rules and standards of international stature like PCI, DSS, NIST, HIPAA, PIPEDA, NIST SP 800-36, NIST SP 800-88.		HIPAA, PIPEDA, NIST SP 800-36, NIST SP 800-88.
---	--	--



R. K. Kumbhare,  
AC (Comn), SSB




Manoj Kumar,  
DC(IT), CRPF



Harvinder Singh,  
DC(IT), BSF




Major Kapil Dahiya,  
TC (Eqpt), NSG




Gurbachan Singh,  
SSO(E), BPR&D



Wajid Husain,  
Tech Director, NIC



S.M. Hasnain  
DIG (IT), CRPF



Shailendra Kumar  
IG (Comn), CRPF

[Approved / ~~Not Approved~~]



Dilip Trivedi, IPS  
DG, CRPF