

F.No.27/1367/2012/TPT/BSF/MHA-Prov-I  
Bharat Sarkar/Government of India  
Griha Mantralaya/Ministry of Home Affairs  
PM Division/Prov.I Desk

26, Man Singh Road, Jaisalmer House  
New Delhi, Dated 6<sup>th</sup> April, 2013

To,

DsG: AR (through LOAR), BSF, CISF, CRPF, ITBP, SSB, NSG & BPR&D.

**Subject: Revised QRs and Trial Directive for Tractor Trolley.**

The revised QRs in respect of Tractor Trolley and Trial Directives as per Annexure have been accepted by the Competent Authority in MHA.

2. Henceforth, all the CAPFs should procure the above item required by them strictly as per the laid down Technical Specifications/QRs.

Encl: as above

Yours faithfully,




(Smt. S.B. Nanda)

Under Secretary to the Govt. of India

Tel: 23381278

Copy forwarded for necessary action to :-

SO(IT), NIC, MHA : It is requested to host the revised QRs and Trial Directives (soft copy attached) on the MHA website (under the page of Organizational Set up - Police Modernization Division - Qualitative Requirement under Vehicle Head after replacing the old QRs).



( R.K. Soni)

Section Officer (Prov-I)

Copy to: Director (Procurement), MHA.

Copy for information to : PS to JS (PM)



**DIRECTORATE GENERAL BSF : PROV DTE(TRANSPORT SECTION)****QRs/Specifications of Tractor Trolley**

Sl No.	Specification	Parameters
1.	Capacity	6 MT – Tipping
2.	Size of the Trailer	Length- 3600 mm Width - 1800 mm Height - 610 mm
3	Chassis and Main Base Frame	Base Chassis size may be of min. 150mm x 75mm of U type Girder. Cross Channel over Chassis should be of min. 100mm x 50mm size having at least six cross members and two longitudinal members.  Additional suitable longitudinal member may also be provided for hydraulic jack fittings, if required.
4	Side Wall Sheet	M S Sheet 2.50 mm(min.). All sides open type on hinges except front one.
5.	Floor Sheet	M S Sheet 3.15mm (min.)
6.	Leaf Springs	2 Nos Leaf springs size 7x11mm, Length 900mm, Nos of leaves 13 each sets
7.	Axle	MS Square 75x75mm (min) or round 80 mm dia (min.). The number of axle may be one.
8.	Towing hook	Spring loaded towing hook of 36mm MS Round
9.	Fittings	2 Nos light reflectors, 2 Nos Registration plates, steel hook etc.
10	Tyre Assembly & Wheel	Wheel may be two (double plated ring type with 8 holes) and accordingly tyre should be two of size 9.00 x 20 x 16 Ply. Wheel should be double plate made i.e. one wheel rim should have two plates.

Contd...

*[Signature]*  
29.03.12



11	Painting	One Coat of Red Oxide and 2 coats of super synthetic enamel paint
12	Jack	Provision of two suitable jack as per the capacity mentioned above.
13	Panel	Press Type

Note : Dimension details of construction materials of body components may vary + or - 5 % owing to design variations, provided strength of body is not compromised.

[Signature] 29-03-12  
 (S K Tyagi, DIG(Tpt) BSF)

[Signature] 29/03  
 (Rup Singh, AD(Vehicle), SSB)

[Signature] 29/3/12  
 (Ajeet Kumar, T/Cdr, NSG)

[Signature] 29/03/12  
 (Dr. M M Gosal, Dy.SP BPR&D)

[Signature] 29/3/12  
 (Sanjeev Singh, AC, CRPF)

[Signature] 29/3/12  
 (Raghunath Singh, AO/Prov, CISF)

[Signature] 29/3/12  
 (Insp/MM Rakesh Kumar, ITBP)



Approved / Not Approved

[Signature]  
 20/4/13  
 (Subhash Joshi, IPS)  
 Director General  
 Border Security Force



71 13

**RESTRICTED**

**TRIAL DIRECTIVES  
FOR  
TRACTOR TROLLEY**

**RESTRICTED**



**BOARD PROCEEDINGS**

70 13

01. Proceedings of : A Board of Officers  
02. Assembled at : BSF IG (HQ) R.K Puram, New Delhi.  
03. On : 27/11/2012.  
04. By the order of : FHQ BSF Prov Dte O/No.3024-30 dtd 19/11/2012.  
05. For the purpose of : To formulate trial directive of Tractor Trolley by a Standing Technical Evaluation Committee.

06. **COMPOSITION OF THE BOARD**


Presiding Officer : Sh Mahendra Singh Deo, DIG/PSO, IG (HQ) FHQ BSF  
Member's : Sh. Ravi Ranjan, DC, CRPF  
: Sh. Raghunath Singh, S.O, CISF  
: Sh. Hardeep Singh, AC, ITBP  
: Sh. TH. Binod Kumar Singh, AC, SSB  
: Sh. Maj Taranjit Singh, TC, NSG  
: Dr. M.M. Gosal, Dy S.P, BPR&D


07. The board having been assembled in pursuant to the order and proceeds to formulate the trial directive of Tractor Trolley. The directive has been prepared as per QRs/ specification provided by the standing technical evaluation committee.


08. The Trial directive of Tractor Trolley is sent herewith for kind perusal and further necessary action.

Presiding Officer :  27/11/12  
: (Sh. Mahendra Singh Deo, DIG/PSO (IG (HQ) FHQ BSF)

Member's :   
: (Sh Ravi Ranjan, DC, CRPF)

:   
: (Sh Raghunath Singh, S.O, CISF)


:   
: (Sh. Hardeep Singh, AC, ITBP)

:   
: (Sh. TH. Binod Kumar Singh, AC, SSB)

:   
: (Sh. Maj Taranjit Singh, TC NSG)

:   
: ( Dr. M.M. Gosal, Dy S.P, BPR&D)

**Approved /Not approved**

  
14/11/12  
DG BSF



## AIM

To frame trial directives for tractor trolley, so as to facilitate the Pre-Dispatch Inspection (PDI) and Joint Receipt Inspection (JRI).

## COMPOSITION OF THE TRIAL

The trial will be conducted on the basis of:-

- a) Physical specification.
- b) Operational specification: Trial to be conducted in all types of terrain i.e plain, hilly, muddy, rocky etc.

No parts or accessories of the Tractor Trolley will be replaced/changed once the trial procedure commenced.

## GENERAL REQUIRMENT

Following men and material should be available during the trial procedure.

- 1) Tractor Trolley with all accessories as approved QRs.
- 2) Loose soil/material.
- 3) Measurement tools/instruments. (Meter Tape/SWG Gauge /Meter Scale/Vernier caliper etc)
- 4) Sufficient open ground.
- 5) One Tractor with ability to operate Tractor Trolley.
- 6) Two Tractor Driver.
- 7) Company Rep to give presentation/Demo of operation of Trolley (both for Physical and operational Specification).
- 8) Computer with printer.
- 9) Calculator.
- 10) Sufficient stationery including clip board, plain papers, pens, pencils.
- 11) Digging/loading tools.
- 12) Sufficient manpower / JCB to load the material.



**TRIAL DIRECTIVE OF HYDRAULIC TRACTOR TROLLEY**

Date of Trial \_\_\_\_\_

Time of Trial \_\_\_\_\_

Place of Trial \_\_\_\_\_

S/No	Specification	Parameters	Procedure suggested for Trial	Result expected/ desired	Complied/ not Complied
1.	Capacity	6 MT-Tipping	Beginning of Trial, the weight of empty Hydraulic Tractor Trolley will be taken at any weight bridge, then fill the trailer with loose soil/material. Now take the gross weight of the Hydraulic Tractor Trolley with soil/material to evaluate the carrying capacity/measure. Also the same soil may be tipped for checking the power and pressure of hydraulic tipping capacity of the Tractor Trolley.	The Trolley should be complied with the recommended capacity. Ensure the Trolley should be able to carry and tipped load of 6 (Metric Ton) in all type of terrain with ease.	
2.	Size of the Trailer	Length -3600 mm Width -1800 mm Height - 610 mm	To be physically checked as per recommended specification by using Measurement tools/ instruments. Also check the rugged construction of trolley load body.	The Trolley should be complied with the recommended size.	
3.	Chassis	Base chassis size may be of min. 150 mm x 75 mm of U type Girder. Cross Channel over chassis should be of min. 100 mm x 50 mm size having at least six cross members and two longitudinal members. Additional suitable longitudinal member may also be provided for hydraulic jack fitting, if required.	To be physically checked as per recommended specification by counting and scaling by using Measurement Tape, SWG Gauge etc.	The Trolley should be complied with the recommended size and specification of chassis.	
4.	Main base frame				
5.	Side wall sheet	M S sheet 2.50 mm (min) All sides open type on hinges except front one.	To be physically checked as per recommended specification using Measurement tools/ instruments. Also checked that all side open type on hinges except front side.	The Trolley should be complied with the recommended specification of side wall and their operation.	
6.	Floor sheet	M S Sheet 3.15 mm (min)	To be physically checked as per recommended specification using Measurement tools/ instruments.	The Trolley should be complied with the recommended specification of floor sheet.	
7.	Leaf spring	02 Nos Leaf springs size 7x11 mm Length 900 mm, Nos of leaves 13 each sets.	To be physically checked as per recommended specification using Measurement tools/ instruments and also check the smooth suspension movement with full loaded capacity.	The Trolley should be complied with the recommended specification of leaf spring.	
8.	Axel	M S Square 75x75 mm (min) or round 80 mm dia (min). The number of axle may be one.	To be physically checked as per recommended specification using Measurement tools/ instruments and ensure axle rigidly bolted on the chassis.	The Trolley should be complied with the recommended specification	
9.	Towing hook	Spring loaded towing hook of 36 mm MS Round	To be physically checked as per recommended specification using Measurement tools/ instruments. Also check the tension of the spring.	The Trolley should be complied with the recommended specification	
10.	Fitting	02 Nos light reflectors, 2 Nos Registration plates, steel hook etc.	To be checked as per specification and properly fitted with load body of Trolley. All the lights should be functional and work properly.	The Trolley should be complied with the recommended specification	


Contd....2/-



11.	Tyre Assembly	Wheel may be two (double plate ring type with 8 holes) and accordingly tyre should be two of size 9.00 x 20 x 16 Ply. Wheel should be double plate made i.e. one wheel rim should have two plates.	Checked physically with recommended specification using Measurement tools/instruments and also check the tyre size/ply.	The Trolley should be complied with the recommended specification.	
13.	Painting	One coat of Red oxide and 2 coat of super synthetic enamel paint.	Check the quality of paint, its coating and finishing.	The Trolley should be complied with the recommended specification.	
14.	Jack	Two :3 MT	Checked the both Hydraulic jack system operate with full load body weight of trolley and also capable to deliver the desired tipping result.	The Trolley should be complied with the recommended specification of Hydraulic Jacks.	
15.	Panel	Press Type	Checked physically with recommended specification.	The panel should be complied with the recommended specification.	


Presiding Officer :  27/11/12  
: (Sh. Mahendra Singh Deo, DIG/PSO (IG (HQ) FHQ BSF)


Member's :   
: (Sh. Ravi Ranjan, DC, CRPF)

:   
: (Sh. Raghunath Singh, S.O, CISF)

:   
: (Sh. Hardeep Singh, AC, ITBP)

:   
: (Sh. TH Binod Kumar Singh, AC, SSB)

:   
: (Sh. Maj Taranjit Singh, TC, NSG)

:   
: (Dr. M. M. Gosal, Dy S.P, BPR&D)