

1776 पु.म.नि. (सं.)
17/2 डी. सं. दि.
IGP (Prov.)
Dy. No. 340 Date 14/2/14

DG/SDG/ADG
SPS Dy No. 436 (3)
Data 344 14/2/14
Prov. I

SL: 40
↔

Bharat Sarkar/Government of India
Grihas Mantralaya/Ministry of Home Affairs
PM Division/Prov.II

26, Man Singh Road, Jaisalmer House,
New Delhi. Dated 14 February 2014

To
DsG : AR (through LOAR), BSF, CISF, CRPF, ITBP, SSB, NSG & BPR&D.

Subject :- QRs/specification of various CTS items.

The QRs in respect of following items (as per annexure) have been accepted by the competent authority in MHA subject to condition that no deviation will be made from the proposed QRs and Trial Directives without the permission of MHA:-

1. Synthetic Web Equipment- Improved Version (p. 40-44/c)
 - a) Pack with aluminum frame.
 - b) Haversack
 - c) Pouches ammunition
 - d) Frog Bayonet
 - e) Belt waist
2. Sling assembly Rifle 5.56mm (p. 40-44/c)
3. Rifle Sling (Nylon) AK-47 (p. 45-55/c)
4. Carbine Sling (Nylon).

2. Henceforth, all the CAPFs should procure the above items by them strictly as per the laid down Technical Specifications/QRs subject.

Encl: A/a

on file
14/02/14
DIG Prov

Yours Faithfully,
S.K. Jain
Director (Prov)
Tele/Fax: 2338 6191

Copy forwarded for necessary action to:-
The Section Officer (IT), MHA: it is requested to host the QRs (soft copy attached) on the MHA website (under the page of Organisational set up- Police Modernisation Division- QRs under CTS items)

Imp (Cts) - convey to all formations

(R.K. Sonii)
Section Officer (Prov.I)

Copy to :- Director (Procurement)/MHA

QRs of Syn/WRE Equip - Improved ver
DMS
SCAN - 1 to 10

1
BOARD PROCEEDINGS

Proceedings of : Sub group of CAPFs
Constituted vide : GOI/ MHA OM No. IV-24011/12/2011-Prov-I dated 13/06/2012
Assembled at : Directorate General CRPF, Block No. 01, CGO Complex Lodhi Road, New Delhi
Assembled on : 22/08/2013
Purpose : To finalise QR/ Specification of Web Equipments.


COMPOSITION OF BOARD


Chairman : Shri Dilip Trivedi, IPS, DG CRPF
Member : Shri Pankaj Kumar Singh, IPS, IG(Prov) CRPF
Member : Shri Parveen Kumar, DIG(Prov) CRPF
Member : Shri S. Chatterjee, SSU(U&A), BPR&D
Member : Shri T.D.Deashta, A/C(O), ITBP
Member : Shri Patras Lakra, S.O.(Prov), CISF
Member : Shri N.S.Sodha, Dy.Comdt. BSF
Member : Shri C. Keishing, A.D.(Prov) SSB
Member : Shri *Rahul Yadav, etc.*, NSG
Member : Shri S.K. Thakur, D/C, Assam Rifle


In the light of GOI/ MHA OM No. IV-24011/12/2011-Prov-I dated 13/06/2012, the sub group of CAPFs under the Chairmanship of DG, CRPF have assembled at Directorate General, CRPF, Block No. 01, CGO Complex Lodhi Road, New Delhi for finalization of QRs/Specification of following Web Equipment.


1. **Synthetic Web Equipment-Improved version:-**


- i) Pack with aluminum frame
 - ii) Haversack
 - iii) Pouches Ammunition Appendix-'A'
 - iv) Frog Bayonet
 - v) Belt Waist
2. Sling assembly of Rifle 5.56 mm -Appendix-'B'
3. Rifle Sling (Nylon) AK-47 -Appendix-'C'
4. Carbine Sling (Nylon) -Appendix-'D'


CRPF



BSF

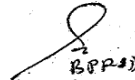

NSG


ITBP


CISF




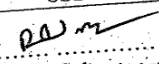
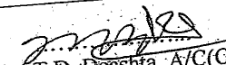
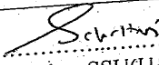


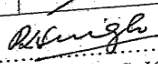
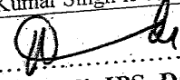

AF


CRPF


BPR&D

Existing QR/Specifications of above items formulated by MoD were uploaded on CRPF website from 13/06/2013 to 03/07/2013 for expression of interest from the industry/trade. No suggestion/recommendation received from the industry which shows that firms/industry has no objection to above QRs/Specification. Besides these QRs are already been followed by MoD.

The members of sub-group have deliberated upon the technical parameters of the QRs and held detailed discussion on each and every point/parameter. After detailed discussion the sub group came to the conclusion that above QRs (Appendix-A to D) are fit in all respects and accepted them in Toto. Accordingly the sub group recommends to refer the draft QRs to the MHA for approval.

Member:  Shri Patras Lakra, SO(Prov) CISF	Member:  Shri C. Keishing, A.D.(Prov) SSB
Member:  Shri. S.K. Thakur, D/C Assam Rifle.	Member:  Shri. RAHUL YADAV, TC NSG
Member:  Shri T.D. Deashta, A/C(O) ITBP	Member:  Shri S. Chatterjee, SSU(U&A) BPR&D
Member:  Shri N. S. Sodha, Dy.Comdt. BSF	Member:  Shri Parveen Kumar, DIG(Prov), CRPF
Member	 Shri Pankaj Kumar Singh IPS, IG(Prov) CRPF
Chairman	 Shri Dilip Trivedi, IPS, DG-CRPF

GOVERNMENT OF INDIA
(Ministry of Defence)

Provisional Specn. No.
DMSRDET&GS/99/440(a)
No. of Drawing/Plate attached
29 Plates

Latest Sp

SPECIFICATION
FOR
SYNTHETIC WEB EQUIPMENT -IMPROVED VERSION
Cat No. -NIV









ITEMS

- I) PACK WITH ALUMINIUM FRAME
- II) HAVERSACK
- III) POUCHES AMMUNITION
- IV) FROG BAYONET
- V) BELT WAIST

1. THIS SPECIFICATION CONSISTS OF EIGHT PAGES
2. THIS SPECIFICATION IS INTENDED TO GUIDE PURCHASE, INSPECTION AND MANUFACTURE OF SYNTHETIC WEB EQUIPMENT -IMPROVED VERSION AGAINST ARMY REQUIREMENT.
3. THIS SPECIFICATION OR ANY DRAWINGS, PATTERN OR ANY OTHER INFORMATION ISSUED IN CONNECTION THERE-WITH MAY ONLY BE USED FOR SPECIFIC ORDER PLACED BY A COMPETENT AUTHORITY. IT IS NOT TO BE USED FOR ANY OTHER PURPOSE WHAT SO EVER WITHOUT THE EXPRESS WRITTEN SANCTION OF THE APPROPRIATE AUTHORITY.
4. ALL CLAUSES IN THIS SPECIFICATION SHALL BE COMPLIED WITH IN EVER RESPECT, IRRESPECTIVE OF THE SOURCE OF SUPPLY OF THE MATERIAL AND/OR COMPONENTS.
5. IN CASE OF ANY DISCREPANCY BETWEEN THIS SPECIFICATION AND AN SAMPLE OR PATTERN, LOANED FOR ANY PURPOSE, THIS SPECIFICATION TOGETHER WITH DRAWING AND OTHER CONNECTED SPECIFICATION SHALL BE TAKEN AS CORRECT.
6. WHEN-EVER A REFERENCE TO ANY OTHER SPECIFICATION OCCURS IN THIS SPECIFICATION, IT SHALL BE TAKEN AS REFERENCE TO THE LATEST VERSION OF THAT SPECIFICATION EXISTING AT THE TIME OF FINALISATION OF CONTRACT.

ISSUED
BY
THE DIRECTOR
DEFENCE MATERIALS & STORES
RESEARCH & DEVELOPMENT ESTABLISHMENT
D.M.S.R.D.E., POST OFFICE
G.T. ROAD, KANPUR - 208013

Price Rs. ~~500/-~~
500/-

 CRPF
 BSF
 CISF
 IGP
 SSB
 NSG
 A File
 BPR&D

1. SCOPE

This specification covers the requirements of Synthetic Web Equipment - Improved Version in universal size.

2. GENERAL









The Synthetic Web Equipment-Improved version is made from Fabric Nylon 250 GSM, Polyurethane Coated Disruptive. The equipment consists of Pack with Aluminium Frame, Haversack, Pouches Ammunition Frog Bayonet and Belt Waist.

3. MATERIAL

The components of Synthetic Web Equipment-Improved version shall be manufactured from the following materials:-

TEXTILE ITEMS

Sl.No.	Materials	Particulars
I)	Fabric Nylon 250 GSM, Disruptive, Polyurethane Coated (variety No.2)	Prov. Specification No. DMSRDE/T&GS/89/377(C).
II)	Tape Nylon thick 13 mm O.G.	Prov. Specification No. DMSRDE/T&GS/92/403
III)	Tape Nylon thick 19 mm O.G.	
IV)	Tape Nylon thick 25 mm O.G.	
V)	Tape Nylon thick 38 mm O.G.	
VI)	Tape Nylon thick 51 mm O.G.	
VII)	Webbing Nylon 57 mm O.G.	Specification No. ISS-8315-6
VIII)	Tape Nylon thin 13 mm medium O.G.	
IX)	Tape Nylon thin 51 mm O.G.	Specification No. IS : 8156
X)	Tape Nylon 19 mm O.G.	
XI)	Latex Foam Rubber sheet solid type 25 mm thick.	*HARD GRADE OF IS : 1741-1960 (amendment No.4, March 1992 of IS : 1741:1960)
XII)	Fastener Hook Tape Synthetic 50 mm type-I, O.G.	Specification No. IS : 8156
XIII)	Fastener loop Tape Synthetic 50 mm type-I O.G.	

 CRPF
  BSF
  CISF
  ITB
  SSB
  NSG
  ARF
  BPR&D

- XIV) Fastener Hook Tape Synthetic 25 mm type-I, O.G.
- XV) Fastener Loop Tape Synthetic 25 mm type-I, O.G.
- XVI) Fastener Hook Tape Synthetic 16 mm type-I, O.G.
- XVII) Fastener Loop Tape Synthetic 16 mm type-I, O.G.

Specification No. IS : 8156

XVIII) Long Cloth white Bleached variety No.1

Specification No. IS : 187

XIX) Nylon Sewing thread O.G. for Aero space purposes variety No. H

Specification No. IS : 4229

XX) Flexible Polyurethane foam 8 mm thick

Specification No. IS : 7933

XXI) Drill Cotton Disruptive Pattern Vat Printed

Specification No. IND/TC/0044

XXII) Synthetic (Plastic) Slide fastener-special purpose, O.G., Medium duty 28 Cm.

Specification No. IS : 14181

METAL COMPONENTS


As per details given in Annexure.

4. DIMENSIONS

4.1 All the components of Synthetic Web Equipment viz Pack with Aluminium Frame, Haversack, Pouches Ammunition, Belt Waist & Frog Bayonet shall be manufactured to the shape, design & dimensions as shown in the attached relevant drawing.

4.2 GENERAL TOLERANCE IN DIMENSIONS (excluding metal components)


- a) Dimensions upto 25 Cms. +0.25 Cms.
- b) Dimensions from 26 Cms. upto 50 Cms. ±0.50 Cms.
- c) Dimensions from 51 Cms. upto 100 Cms. ±1.00 Cms.
- d) Dimensions from 101 Cms. and above. ±1.50 Cms.

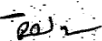

CRPF


BSF


CISF


MVD


SSB


NSG


AITF


BPR&D

(9) (10) (11)

5. MANUFACTURE

The fabric shall be cut properly. The free edges shall be neatly turned in or covered through piping and sewn while fabricating textile items of Synthetic Web Equipment.

All the textile items of Synthetic Web Equipment shall be machine stitched with Thread Sewing Nylon. The stitches shall be regulated at 30/35 stitches per dm.

Thread break shall be back stitched (overlapped) for not less than 2.5 cms. at each break. Stitching shall be over sewn at the ends to 1.0 cm. to prevent un-ravelling except when ends are turned-in under a hem or held down by other stitching. Thread tension shall be properly maintained to prevent loose stitching/seam puckering.

6. HEAT SEALING

Both the ends of each Tape/Webbing being used shall be heat sealed properly to avoid fraying in longer use. The loose end of the Tape/Webbing shall be heat sealed to a length of 2.5 cm. rounded and shaped for smooth passage through respective buckles.

7. EYELETS

Holes suitably punched with heat sealing to receive the eyelets shall be smaller than the outside diameter of the eyelet barrels, so that barrels must fit tight in the holes. Loose fibres shall not be visible around the punched hole. The eyelets and washers shall be securely clinched without damage to surface of fabric/webbing.

8. WORKMANSHIP & FINISH

In appearance, shape, workmanship and finish and in all other respects not defined in this specification, the Synthetic Web Equipment shall conform to the sealed sample held in the custody of the AHSP.

9. PRE-INSPECTION

Before tendering a store to the Government Inspector, the supplier will carryout a thorough pre-inspection of each delivery to satisfy himself that the stores fully conform to this specification.

10. INSPECTION

If on examination from any portion of consignment, the stores and its basic materials are found not to be fully in accordance with the specification, the whole consignment is liable to be rejected.

CRPF BSF CISF ITBP SSP NSG ARJILE BPR&D

(S) (11) (198)

The sampling plan as under shall be followed :-

Lot Size	No. of samples for visual inspection	Permissible No. of defective samples	No. of samples for destructive test	Permissible No. of defective samples
0 - 300	10	1	2	0
301 - 500	20	2	3	0
501 - 1000	30	3	5	0
1001 - 3000	50	5	8	0
3001 & above	80	5	13	0

11. MARKING









Each article shall be legibly & indelibly marked in white ink with Cat. No. Manufacturer's initials or recognised trade mark, and year of manufacture at a place previously approved by AHSP/Inspecting officer.

12. PACKING

The various articles of Synthetic Web Equipment shall be packed as per details given below:-

Sl.No.	Designation	Nos. per bundle	No. of bundles per bale
I)	Pack	10	4
II)	Aluminium Frame for Pack	10	4
III)	Haversack	10	8
IV)	Pouches Ammunition	10	8
V)	Belt Waist	10	16
VI)	Frog Bayonet	10	80

a) Each article of Synthetic Web Equipment shall be delivered in new clean and dry condition & packed properly. Quantity noted against each article above shall be made into unit pack (bundle) by suitably folding, placing one over the other and then suitably tying them with three ply twine jute (IS:1912)

 CRPF
 BSF
 CISF
 ITBP
 SSB
 NSG
 ARI
 BPR&D

6
⑥ (12) (446)

Unit packs (bundles) shall then be wrapped with Polythene film of 0.04mm thickness (IS: 2308) and quantity of unit packs (bundles) noted against each article above shall then be wrapped in laminated hessian cloth (Specn. No.IND/TC/2123) to form a compact bale of rectangular shape as far as possible by placing suitably four pieces of slats wood 70 mm wide & 10 mm thick (Specn. No. CIGS/US/410) or Bamboo strips (preserved).

The overlaps of inner layers shall be at least 10 cms to ensure full protection to the contents of the bale. The overlaps of the outer layer of hessian cloth shall be such that it can be properly and securely sewn around the bale. The bale shall be stitched with double three ply jute twine with not less than twelve stitches per dm., taking care not to pierce the inner wrapping during stitching. Sufficient hessian cloth shall be pulled out at each corner to form 'ears' of about fifteen cms in length. The bale shall be suitably secured by fastening with polypropylene strapping 12 mm (Specn. CIGS/US/282).

Before despatch each bale/package shall be legibly marked by stencil showing:-

- a) Nomenclature and Cat. No. of the store
- b) Qty. packed in the bale/package.
- c) Serial No. of the bale/package.
- d) Month & Year of packing.
- e) Name/trademark of the manufacturer
- f) Gross weight of the bale/package in Kg.
- g) Name & address of the consignee.
- h) Inspection Note No. and date

13. WARRANTY CLAUSE

The stores supplied against an order shall bear warranty of the contractor against defective material/workmanship and performance for a period of one year from the date of receipt of the stores at consignee depot. If during the period the stores supplied are found by the consignee to be so defective, the same shall be replaced immediately with serviceable stores, without any charges or cost.

KANPUR

DATED: 07.01.2002

(Signature)
Director
Defence Materials & Stores
Research & Development Establishment
D.M.S.R.D.E., Post Office,
G.T. ROAD, KANPUR - 208013

(Signature) CRPF *(Signature)* BSF *(Signature)* CISF *(Signature)* ITBA *(Signature)* SSB *(Signature)* NSG *(Signature)* ARIFF *(Signature)* BPR&D

7
 13
 14

METAL COMPONENTS

Sl. No.	Nomenclature	Particulars/Description
1.	Aluminium Alloy Frame for Pack, Synthetic Web Equipment	(Frame attached with components may be procured as one unit)
a)	Frame with integral load rest	Aluminium Alloy Tube is 15 mm O.D x 2.5 mm W.T. conforming to Alloy 64430 condition W.P. of IS : 1285
b)	Alignment & Strengthening piece	Aluminium Alloy rod 10 mm dia x 70 mm long to be inserted before riveting conforming Alloy 64430 -condition W.P. of IS : 733.
c)	Horizontal strips	Aluminium Alloy sheet 3mm thick conforming to Gde. 53000 condition H ₁ of IS : 737.
d)	Rings on the Horizontal strips	M.S. wire 4 mm dia conforming to IS : 280 annealed condition.
e)	Straps Retainers (Eye)	M.S. wire 4 mm dia conforming to IS : 280 annealed condition.
f)	Reverts ((Frame attached with components may be procured as one unit)	Aluminium Alloy Round head 5 mm dia x 25 mm long conforming to Gde. 53000 (NR-5) of IS : 740.
2.	Eyelets Brass No.21 with plain washer.	Conforming to No. 21 of IS : 4084, except overall length 'D' shall be 7.0 mm.
3.	Belt Buckle 57 mm (Male & Female)	Aluminium Alloy sheet 5 mm thick conforming to Gde. 53000 condition H ₁ of IS : 737
4.	Slides for Belt	Aluminium Alloy sheet 1.5 mm thick conforming to Alloy 53000 Temper H ₁ of IS : 737.
5.	Buckle Adjusting 60 mm	Aluminium Alloy sheet 3 mm thick conforming to Alloy 53000 Temper H ₁ of IS : 737.
6.	Buckle Aluminium Alloy 25 mm	Specification No. CQA (GS/US/324

Item No. 2 Eyelets Brass with plain washer has been substituted for Painted Painted O.G. refer our Letter No. F-1/LE-2 dt 18-7

18/4/2002

CRPF BSH CISF SSB NSG BPR&D

8 14/148

7. Buckle Aluminium Alloy 51 mm Specification No. CQA (GSYUS/324)

8. 'D' Ring 19 mm Nickel plated, Nickel plating 0.025 mm (25 Micron) copper (as base coating) 0.008 mm (8 Micron) as per IS : 1068. Mild steel wire 2 mm dia conforming to IS:280, 1/2 Hard (H₂) condition.

9. Buckle Aluminium Alloy Quick Release 19 mm Specification No. CQA(GS)/US/324

PAINT: Paint R.F.U. finishing War equipment, stoves, breeching spraying Olive Green Seamic No. 314. Specification No. IND/SL/3235

Note:

COATING

- a) The metal fittings shall be free from burrs, flaws, cracks, sharp/rough edges and any defects. The surface of the metal fittings shall be finished smooth all over.
- b) All the metal components shall be anodized and dyed in black except M.S. wire rings. Wherever not covered under the relevant specification. The anodizing shall conform to grade AC 15 of IS : 1868 and thickness be determined as per IS : 5523. The anodized surface after dyeing shall be sealed as required vide clause 10 of IS : 1868 and when tested as per IS : 5523. The anodized and dyed surface shall have a dull finish and conform to light fastness requirement when tested as per IS : 5523. M.S. Wire (Rings) components shall be epoxy Coated in Black colour. Anodization of 'D' ring 19 mm Nickel plated is not required.

CRPF

BSF

GISF

ITAB

SSB

NSG

ARIF

BPR&D

(9) 13/14








PLATE M

SYNTHETIC WEB EQUIPMENT - IMPROVED VERSION

INDEX

Sl. No.	NOMENCLATURE	PLATE No.
1	INDEX	1
2	MATERIAL LIST	2
3	PACK WITH FRAME ASSEMBLY	3
4	PACK (FRONT VIEW)	4
5	PACK (BOTTOM VIEW)	5
6	PACK (BACK VIEW)	6
7	PACK (TOP COVER)	7
8	STRAP ATTACHMENT PACK (SHOULDER STRAP)	8
9	STRAP ATTACHMENT PACK (BACK SUPPORTING STRAP)	9
10	STRAP ATTACHMENT PACK (SLEEVE)	10
11	ALUMINUM FRAME (PLAN)	11
12	ALUMINUM FRAME (FRONT VIEW)	12
13	ALUMINUM FRAME (SIDE VIEW)	13
14	ALUMINUM FRAME (LOWER STRIP)	14
15	ALUMINUM FRAME (UPPER STRIP)	15
16	HAYER-SACK (FRONT VIEW)	16
17	HAYER-SACK (BACK VIEW)	17
18	AMMUNITION POUCHES (FRONT VIEW)	18
19	AMMUNITION POUCHES - SECTION AA	19
20	AMMUNITION POUCHES - SECTION BB & CC	20
21	AMMUNITION POUCHES (BACK VIEW)	21
22	AMMUNITION POUCHES (HAND GRENADE POCKET, AT SIDE)	22
23	FROG BAYONET	23
24	BELT WAIST - SUB ASSEMBLY	24
25	BELT WAIST	25
26	BELT WAIST (BUCKLE MALE)	26
27	BELT WAIST (BUCKLE FEMALE)	27
28	BELT WAIST (BUCKLE ADJUSTING 60mm)	28
29	BELT WAIST (SLIDERS)	29

FIRST ANGLE PROJECTION	DRAWN BY <i>[Signature]</i>	CHECKED BY <i>[Signature]</i>	APPROVED BY <i>[Signature]</i>
DIMENSIONS IN mm.			

 CRPF
  BSF
  CISF
  SSB
  NSG
  ARI
  BPR&D

(10) (16) (KES)









SYNTHETIC WEB EQUIPMENT - IMPROVED VERSION

MATERIAL LIST

(TEXTILE: ITEMS & METAL COMPONENTS)

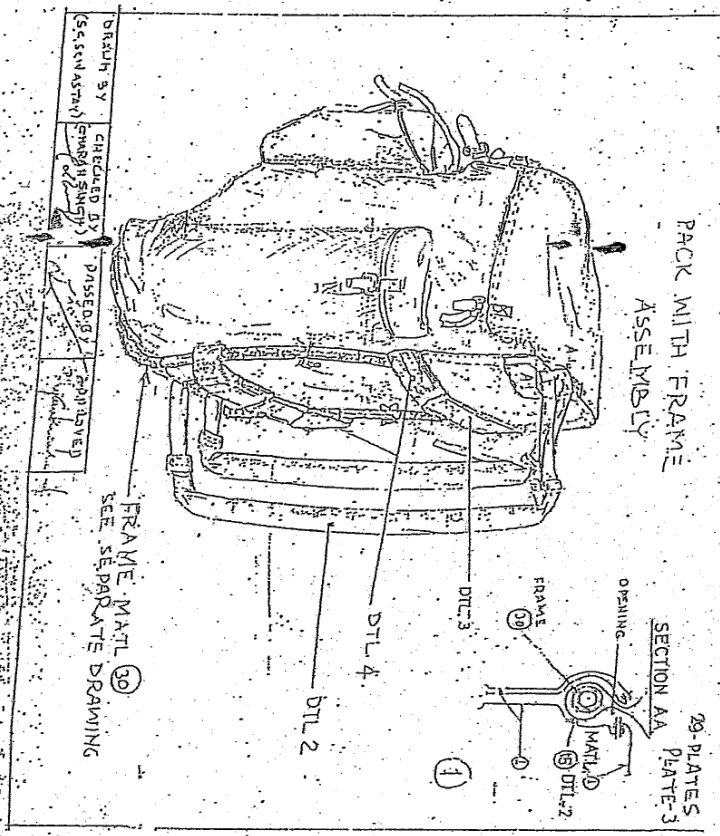
- | S.NO. | NAME OF MATERIALS |
|-------|--|
| 1. | FABRIC NYLON 250 GSM DISRUPTIVE, POLYURETHANE COATED (VARIETY No. 2) |
| 2. | DRILL COTTON DISRUPTIVE PATTERN VAT PRINTED |
| 3. | LONG CLOTH WHITE BLEACHED VARIETY No. 1 |
| 4. | WEBBING NYLON 57 mm O.G |
| 5. | FASTENER HOOK TAPE SYNTHETIC 50mm TYPE-I, O.G |
| 6. | FASTENER LOOP TAPE SYNTHETIC 50mm TYPE-I, O.G |
| 7. | FASTENER HOOK TAPE SYNTHETIC 25mm TYPE-I, O.G |
| 8. | FASTENER LOOP TAPE SYNTHETIC 25mm TYPE-I, O.G |
| 9. | FASTENER HOOK TAPE SYNTHETIC 16mm TYPE-I, O.G |
| 10. | FASTENER LOOP TAPE SYNTHETIC 16mm TYPE-I, O.G |
| 11. | LATEX FOAM RUBBER SHEET SOLID TYPE 25 mm THICK |
| 12. | FLEXIBLE P.U. FOAM 8mm THICK |
| 13. | TAPE NYLON THICK 51mm O.G |
| 14. | TAPE NYLON THICK 28mm O.G |
| 15. | TAPE NYLON THICK 25mm O.G |
| 16. | TAPE NYLON THICK 19mm O.G |
| 17. | TAPE NYLON THICK 13mm O.G |
| 18. | TAPE NYLON THIN 51mm O.G |
| 19. | TAPE NYLON THIN 13mm MEDIUM O.G |
| 20. | TAPE NYLON 19 mm O.G |
| 21. | PLASTIC SLIDE FASTENER MEDIUM DUTY O.G 28 cm. |
| 22. | NYLON SEWING THREAD O.G FOR AEROSPACE PURPOSES VARIETY No. H |
| 23. | BUCKLE ALUMINIUM ALLOY 25 mm |
| 24. | BUCKLE ALUMINIUM ALLOY 51 mm |
| 25. | D RING 19 mm NICKEL PLATED |
| 26. | EYELETS BRASS No. 21 WITH PLAIN WASHER PAINTED O.G. |
| 27. | BELT BUCKLE 57 mm (MALE & FEMALE) |
| 28. | BUCKLE ADJUSTING 60 mm |
| 29. | SLIDES FOR BELT |
| 30. | ALUMINIUM ALLOY FRAME |
| 31. | BUCKLE ALUMINIUM ALLOY QUICK RELEASE 19 mm |

FIRST ANGLE PROJECTION	DRAWN BY C. S. S. 2007	CHECKED BY S. S. S.	APPROVED BY S. S. S.
DIMENSIONS IN mm. O.P			

 CRPF
  BSF
  CISF
  IBB
  SSB
  NSG
  VV file
  BPR&D

SYNTHETIC WEB EQUIPMENT - IMPROVED VLIWUJA

PACK WITH FRAME
ASSEMBLY



30-PLATES
PLATE-3
SECTION AA

CRPF

BSF

CISF

ITBP

SSB

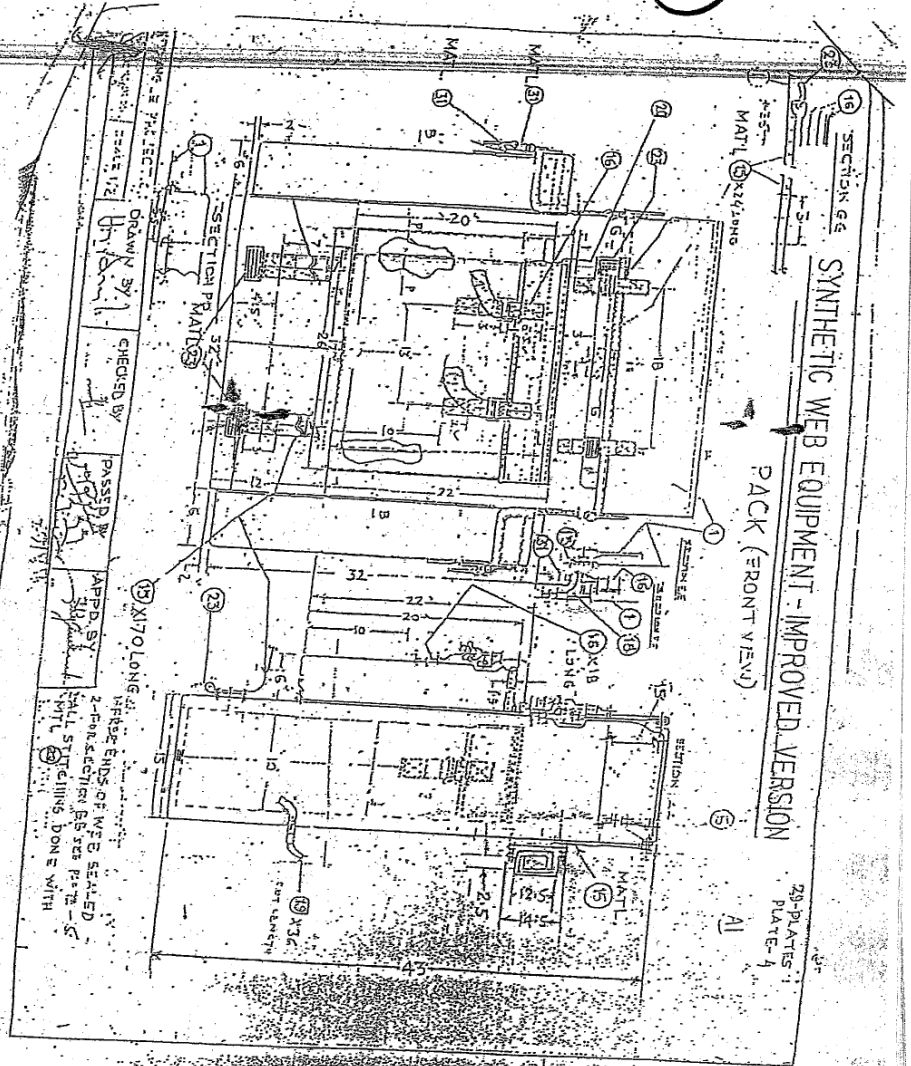
NSG

Arif

BPR&D

CRPF

13 10/15/52



SECTION G-G
 SECTION F-F
 SECTION E-E
 SECTION D-D
 SECTION C-C
 SECTION B-B
 SECTION A-A
 SECTION PATT-2
 SECTION PATT-3
 SECTION PATT-4
 SECTION PATT-5
 SECTION PATT-6
 SECTION PATT-7
 SECTION PATT-8
 SECTION PATT-9
 SECTION PATT-10
 SECTION PATT-11
 SECTION PATT-12
 SECTION PATT-13
 SECTION PATT-14
 SECTION PATT-15
 SECTION PATT-16
 SECTION PATT-17
 SECTION PATT-18
 SECTION PATT-19
 SECTION PATT-20
 SECTION PATT-21
 SECTION PATT-22
 SECTION PATT-23
 SECTION PATT-24

MATL 1
 MATL 2
 MATL 3
 MATL 4
 MATL 5
 MATL 6
 MATL 7
 MATL 8
 MATL 9
 MATL 10
 MATL 11
 MATL 12
 MATL 13
 MATL 14
 MATL 15
 MATL 16
 MATL 17
 MATL 18
 MATL 19
 MATL 20
 MATL 21
 MATL 22
 MATL 23
 MATL 24

DRAWING BY
 CHECKED BY
 PASSED BY
 APPROVED BY

XIVO LONG

20-PLATES
 PLATE 4

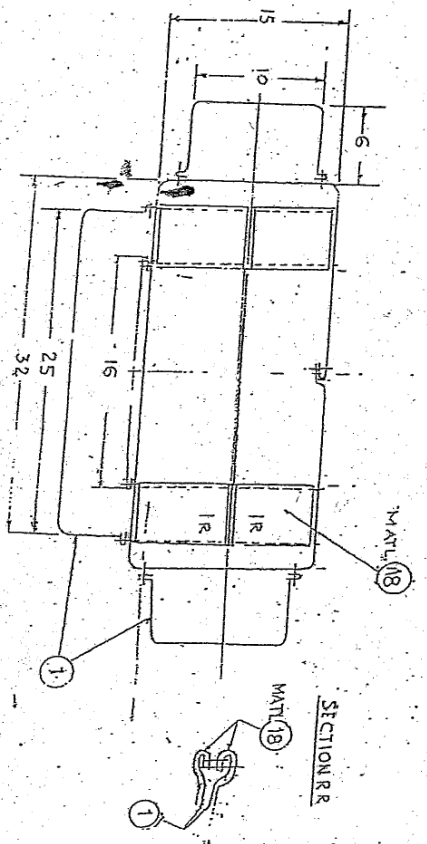
2-FOLD ENDS OF WEB SEALED
 2-FOLD SECTION BE SEEA PART-5
 MIL STITCHING, DONE WITH

CRPF
 BSR
 CISF
 USG
 TBP
 USSB
 Mille
 BPR&D

13

SYNTHETIC WEB EQUIPMENT - IMPROVED VERSION
(PACK)
(BOTTOM VIEW)

29-PLATES
PLATE NO. 5

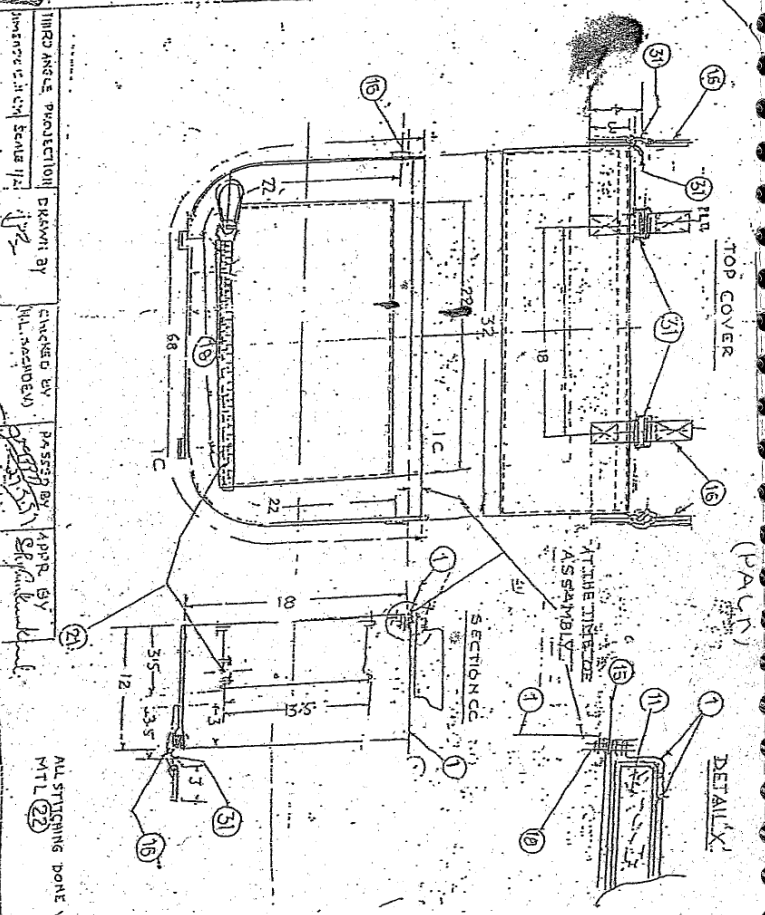


A.I.C. ANGLE PAPER
 DRAWN BY
 CHECKED BY
 PASSED BY
 APPD BY
 SIGNED BY

ALL STITCHING DONE WITH MATEL (B)

CRPF
 BSF
 CISF
 MSG
 SSO
 BPR&D

15 (21)



THIRD ANGLE PROJECTION
 DRAWN BY [Signature]
 CHECKED BY [Signature]
 PASSED BY [Signature]
 APPR. BY [Signature]

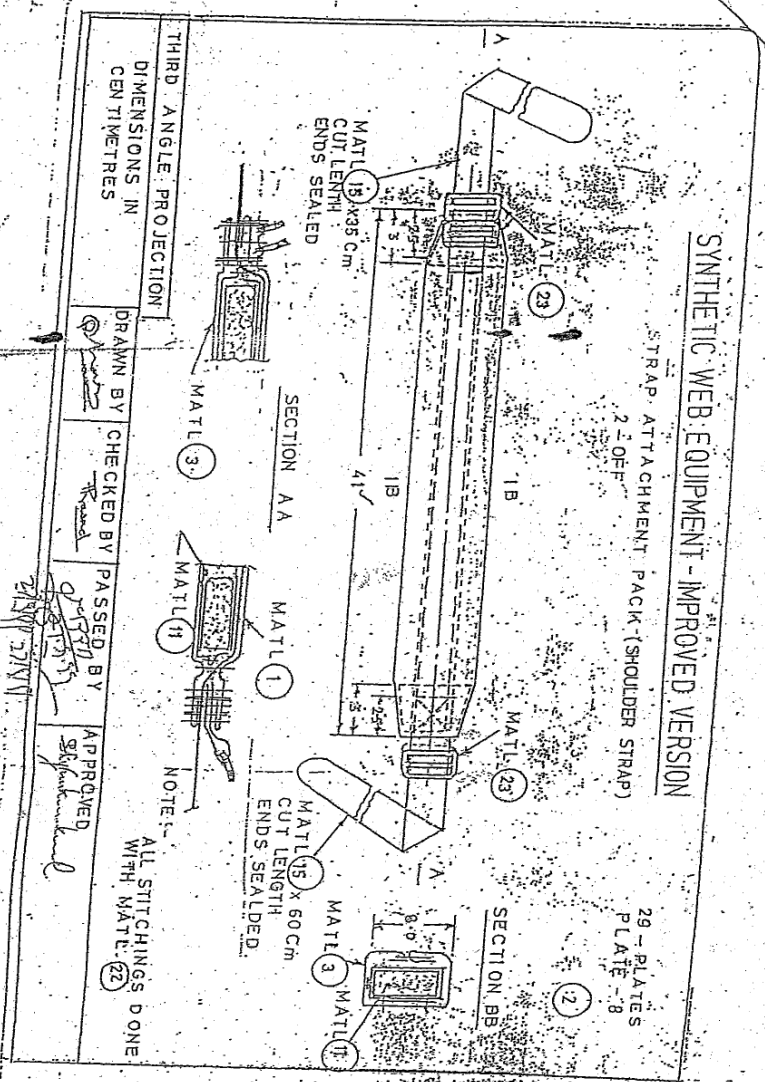
CRPF
 B&F
 CISF
 TBP
 SSB
 NSG
 AP/11e
 BPR&D

76, 22X156

SYNTHETIC WEB EQUIPMENT - IMPROVED VERSION

STRAP ATTACHMENT PACK (SHOULDER STRAP)
2 - OFF

29 - PLATES
PLATE - 8



THIRD ANGLE PROJECTION
DIMENSIONS IN CENTIMETRES

DRAWN BY [signature]

CHECKED BY [signature]

PASSED BY [signature]

APPROVED [signature]

NOTE: ALL STITCHINGS DONE WITH MATL (22)

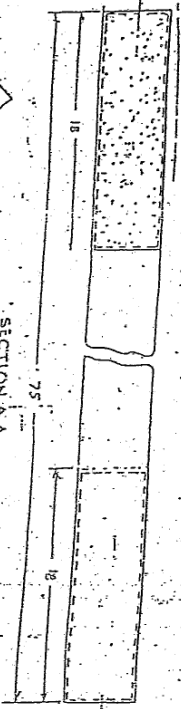
CRPF
 BSF
 CISF
 ITBP
 SSB
 NSG
 ARIF
 BPR&D

177

SYNTHETIC MOB EQUIPMENT - IMPROVED VERSION

29 PLATES
PLATE 3

STRAP ATTACHMENT PACK
(BACK SUPPORTING STRAP)
MNTL-108 2 OF 2



VELCRO LOOP MNTL ②

VELCRO HOOK MNTL ⑤

THIRD ANGLE PROJECTION


DIMENSIONS IN CIRCLES

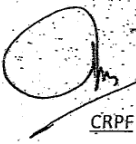







DRAWN BY *[Signature]*

CHECKED BY *[Signature]*

PREPARED BY *[Signature]*

ALL DIMENSIONS IN INCHES UNLESS NOTED OTHERWISE



 CRPF
  BSF
  CISF
  ITBP
  SSB
  NSG
  Mntle
  BPR&D

16 100

SYNTHETIC WEB EQUIPMENT-IMPROVED VERSION

STRAP ATTACHMENT PACK (SLEEVE)

ATL ①
A.D.F.F.

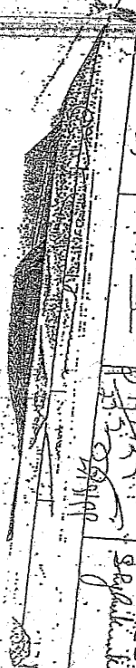
29 PLATES
PLATE - 10



ET	DRAWN	CHECKED	DIMENSIONS IN CM.
		Known	
		PASSED	
		APPROVED	


APPROVED









ALL STITCHINGS
DONE WITH MATEL ②



CRPF BSF CISF HBP SSB NSG Rifle BPR&D

(19) 25



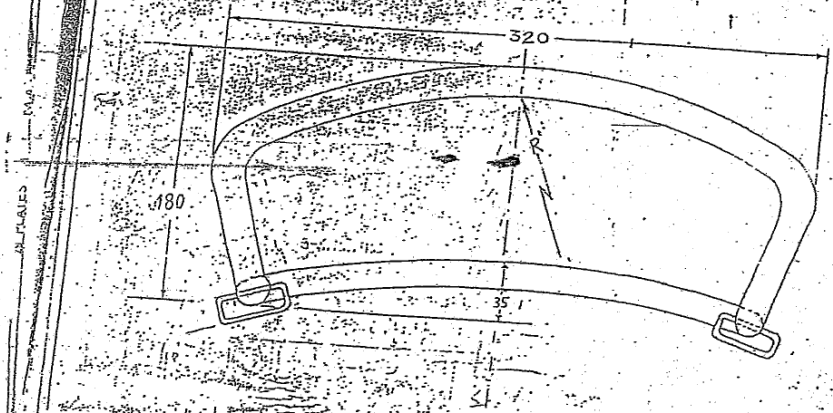
 CRPF
 BSN
 CISE
 ITB
 SSB
 NSG
 Arofe
 BPR&D

(20) 26/160

NEHEMIC WEAPON EQUIPMENT IMPROVED VERSION 29-PLATES
ALUMINIUM FRAME PLATE -12

(FRONT VIEW)

MATERIAL: ALLOY TUBE 15mm O.D. X 2.5 mm W.T.



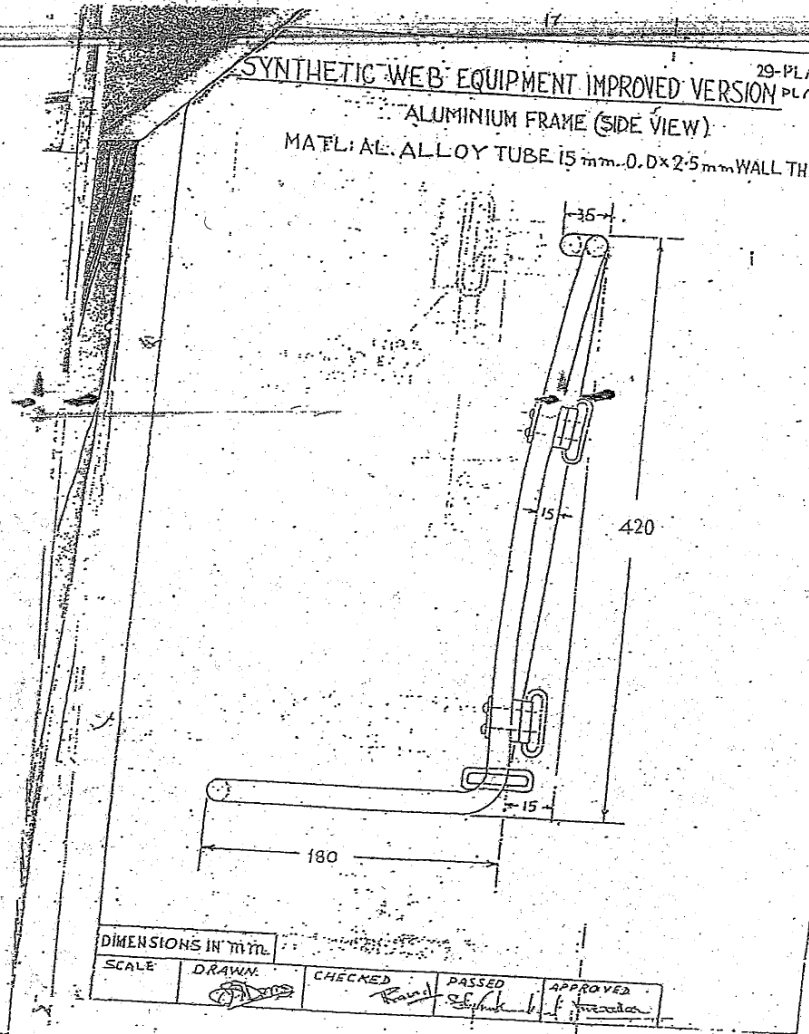
DIMENSIONS IN mm

SCALE N.T.S.	DRAWN <i>[Signature]</i>	CHECKED <i>[Signature]</i>	PASSED <i>[Signature]</i>	APPROVED <i>[Signature]</i>
-----------------	-----------------------------	-------------------------------	------------------------------	--------------------------------

CRPF BSF CISF TFC SSB NSG A Rifle BPR&D

21

29-PLATE 5
ALUMINIUM FRAME (SIDE VIEW)
MATERIAL: AL. ALLOY TUBE 15 mm O.D x 2.5 mm WALL THICKNESS



DIMENSIONS IN mm

SCALE	DRAWN	CHECKED	PASSED	APPROVED
	<i>[Signature]</i>	<i>[Signature]</i>	<i>[Signature]</i>	<i>[Signature]</i>

[Signatures]
CRPF BSF CISF *[Signature]* SSB NSG AXMIE BPR&D

(22) 28/162

SYNTHETIC WEBBING EQUIPMENT IMPROVED VERSION

ALUMINUM FRAME
LOWER STRIP
MATERIAL: AL ALLOY SHEET 3mm THICK
1-OFF

19 PLATES
PLATE 11

1.5mm WIRE
4mm DIA BOTH
ENDS SHOULD BE
MET

DIMENSIONS IN mm.
THIRD ANGLE PROJECTION
SCALE: 1:1

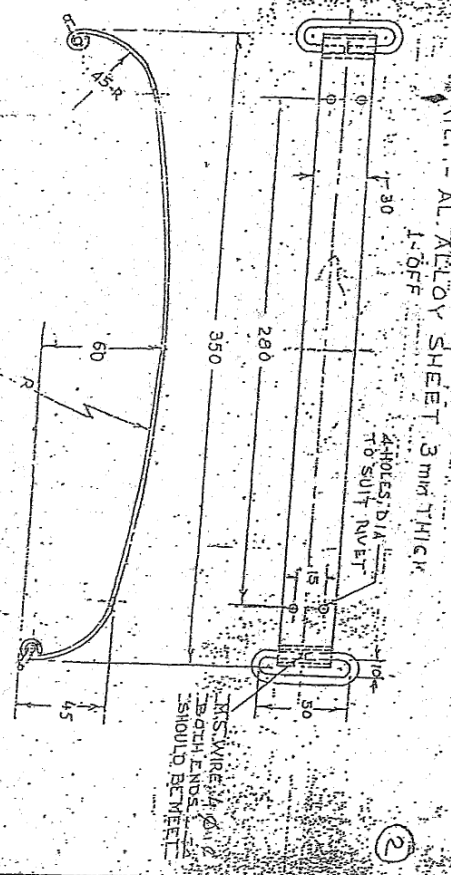
DRAWN BY	CHECKED BY	PASSED BY	APPROVED BY
<i>S. M. M.</i>	<i>M. S. S.</i>	<i>S. M. M.</i>	<i>M. S. S.</i>



CRPF
 BSF
 CISE
 ITBP
 SSB
 NSG
 A (M)
 BPR&D

23 (29)

SYNTHETIC METER EQUIPMENT IMPROVED VERSION








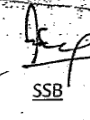



THIRD ANGLE PROJECTION
Dimensions in millimeters
SCALE: NTS

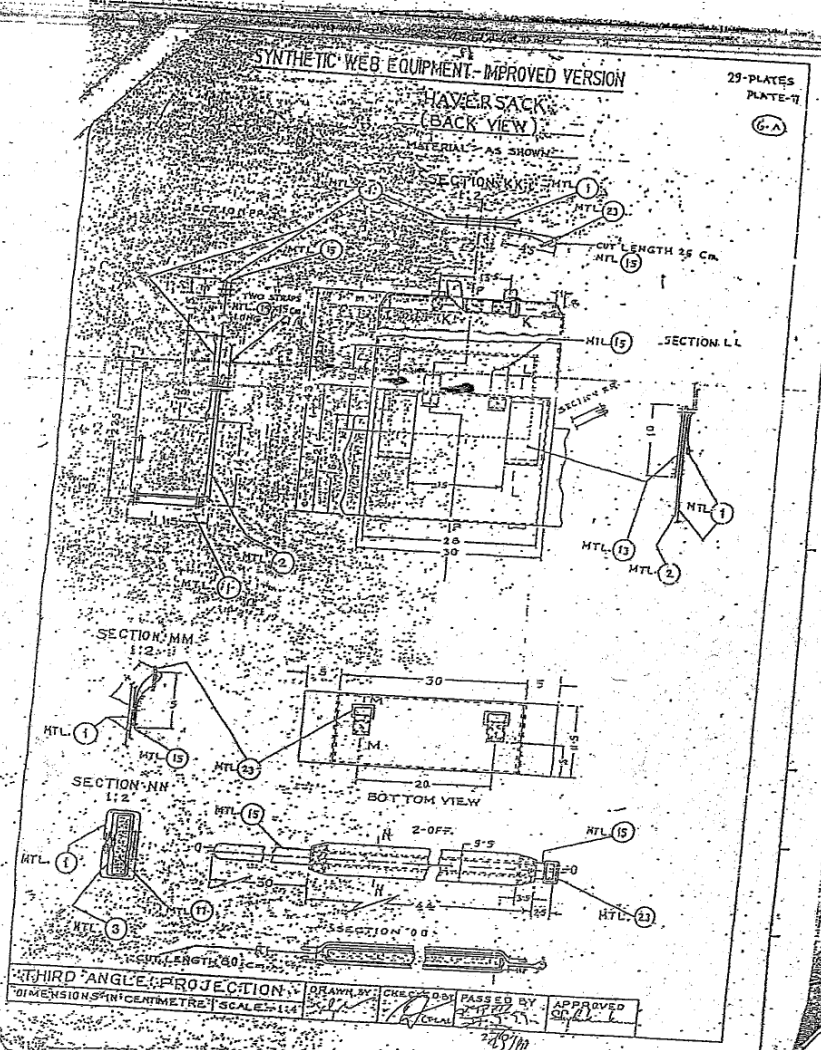
DRN	3/282	CHD	R. R. 1/1	APPD	SP. PIPES
					INSTRUMENTATION



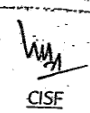

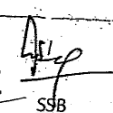



CRPF
BSF
CISF
TBF
SSB
NSG
AVRILE
BPR&D

24/30/154




 CRPF
 BSF
 CISF
 ITBP
 SSB
 NSG
 ARifle
 BPR&D



 CRPF
  BSF
  CISF
  ITBP
  SSB
  NSG
  Arif
  BPR&D

26 32
1156



CRPF

BSF

CISF

IBF

SSB

NSG

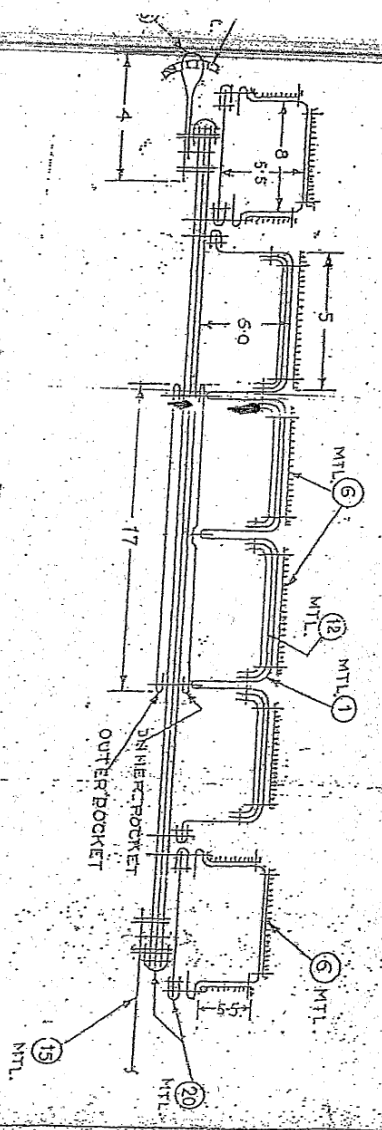
AMR/IR

BPR&D









27 AB

AMMUNITION POUCHES

SECTION-AA



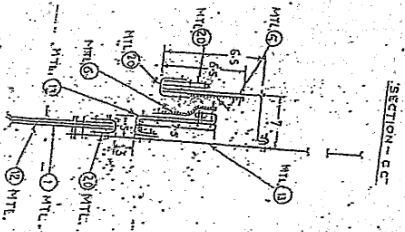
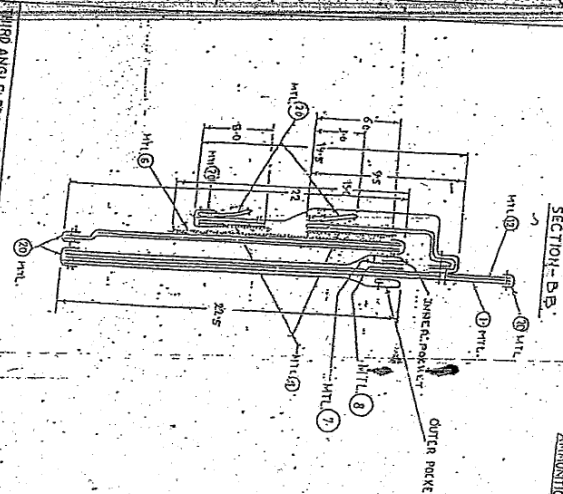
RD AMBLE PROJECTION		DRAWN BY		CHECKED BY		PASSED BY		APPROVED BY	
ENGINEER	SCALE: 1/2	<i>[Signature]</i>		<i>[Signature]</i>		<i>[Signature]</i>		<i>[Signature]</i>	

 CRPF
 B9F
 CISF
 IGP
 SSB
 NSG
 Rifle
 BPR&D

28

SYNTHETIC WEB EQUIPMENT - IMPROVED VERSION
ANIMATION POUCHES

23-PLATE 5
PLATE 30



1/8" ANGLE PROJECTION
DIMENSIONS IN C&D SCALER

DRAWN BY
CHECKED BY
DESIGNED BY
APPROVED BY

CRPF

BSF

CISF

IRPF

SSB

NSG

AMR

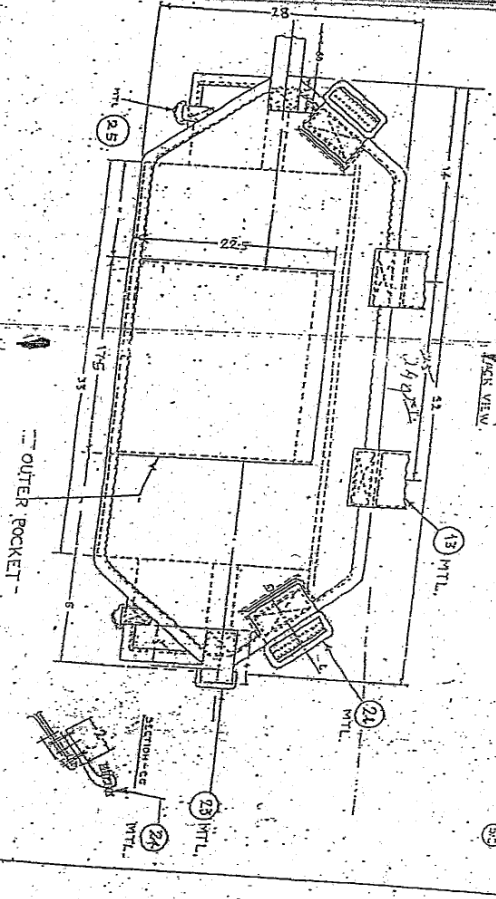
BPR&D

29

SYNTHETIC WEB EQUIPMENT - IMPROVED VERSION









AMMUNITION POUCHES

BACK VIEW



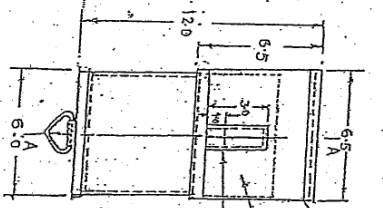
PROVIDED BY
SANDWICH & CO
25/11/66

29
PLATE
PART - 21

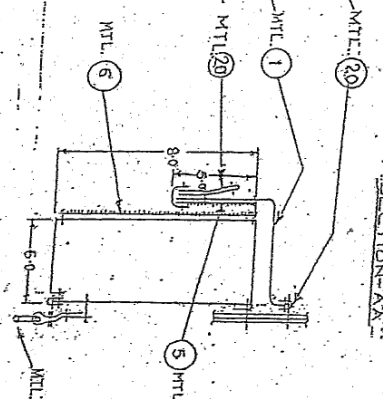
 CRPF
 BSF
 CISF
 ITBP
 SSF
 NSG
 Artillery
 BPR&D

(30) (30)

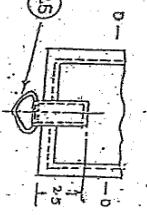
SYNTHETIC WEB EQUIPMENT - IMPROVED VERSION
MAINTENANCE POUCHES (HAND GRENADE POCKET AT SIDE)
MATERIAL, AS SHOWN
PLATE 222



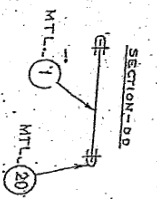
FRONT VIEW



SECTION-AA



BACK VIEW



SECTION-BB

THIRD ANGLE PROJECTION
DIMENSIONS IN CENTIMETERS SCALE

DRAWN	CHECKED	PASSED	APPROVED
<i>[Signature]</i>	<i>[Signature]</i>	<i>[Signature]</i>	<i>[Signature]</i>

CRPF

BSF

CISF

[Signature]

SSB

NSG

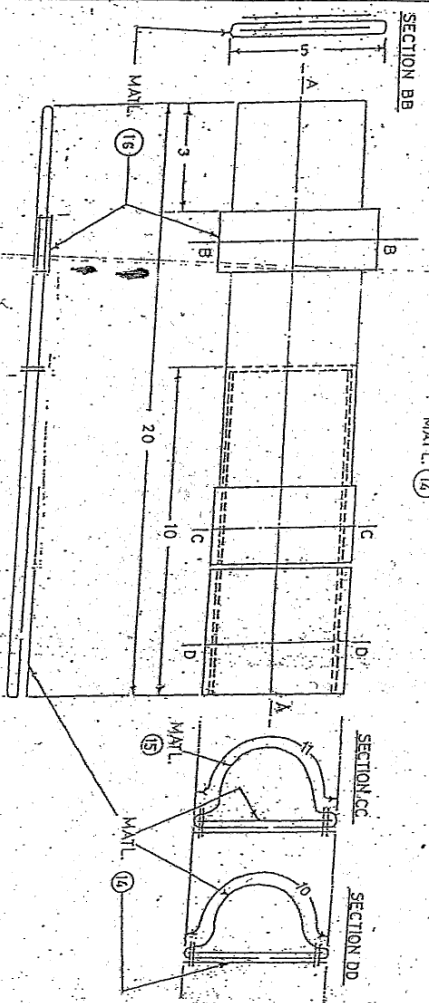
[Signature]

BRR&D

(31) (37)

SYNTHETIC WEB EQUIPMENT - IMPROVED VERSION
(FROG BAYONET),
MATL. (12)

28-PLATES
PLATE-23



THIRD - ANGLE PROJECTION

DIMENSIONS IN CENTIMETRES
SCALE - 1:1

DRAWN BY	CHECKED BY	PASSED BY	APPROVED
<i>[Signature]</i>	<i>[Signature]</i>	<i>[Signature]</i>	<i>[Signature]</i>

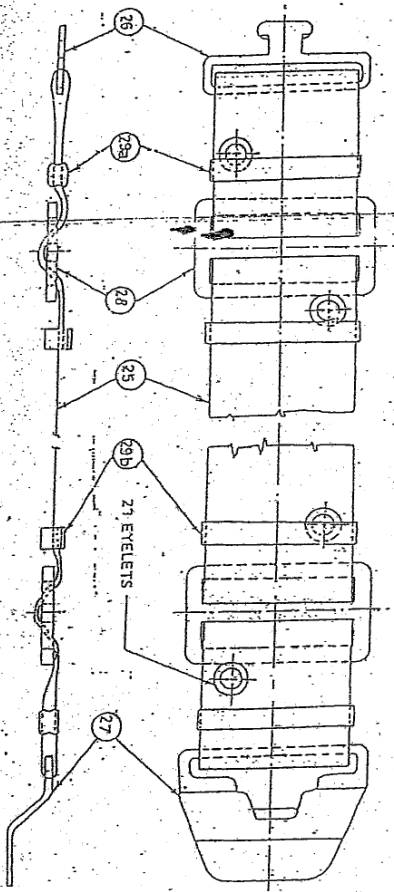
[Signature] CRPF
[Signature] CSF
[Signature] CISF
[Signature] RFP
[Signature] SSB
[Signature] NSG
[Signature] AADP
[Signature] BPR&D

31 38

SYNTHETIC WEB EQUIPMENT - IMPROVED VERSION









BELT WAIST
SUB - ASSEMBLY

29 - PLATES
PLATE - 2A



THIRD ANGLE PROJECTION:	DRAWN BY:	CHECKED BY:	PASSED BY:	APPROVED:
DIMENSIONS IN mm	K.L. REDDY			



 CRPF
 BSF
 CISF
 ITB
 SSB
 NSG
 ARIF
 BPR&D

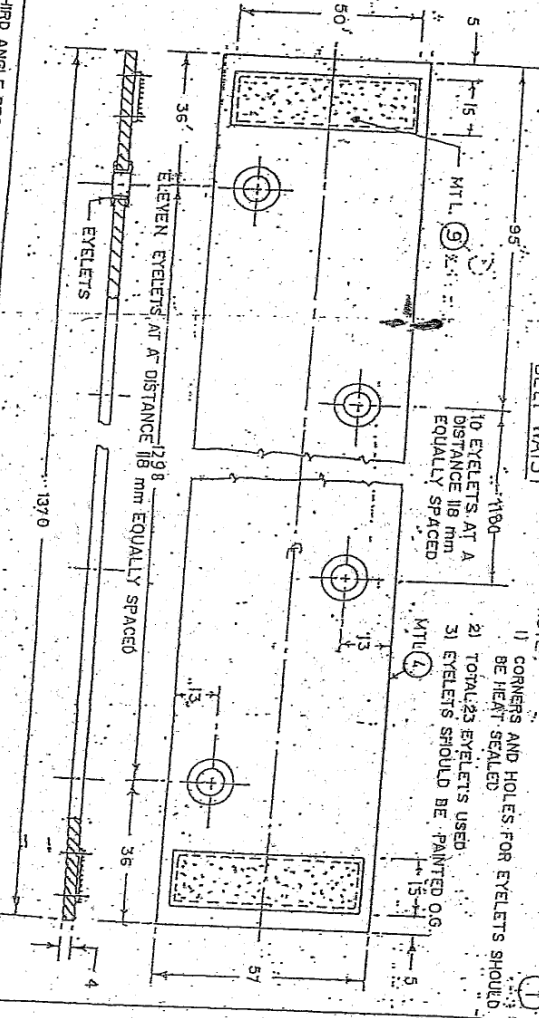
(33) 132

SYNTHETIC WEB EQUIPMENT
IMPROVED VERSION
BELT WAIST

29 PAGES
PAGE 25

NOTE:

- 1) CORNERS AND HOLES FOR EYELETS SHOULD BE HEAT SEALED
- 2) TOTAL 23 EYELETS USED
- 3) EYELETS SHOULD BE PAINTED O.G.



THIRD ANGLE PROJECTION
DIMENSIONS IN mm SCALE : 1:1

DRAWN
K.L. REDDY

CHECKED

APPROVED

CRPF BSF CISF TBP SSB NSG ARII BPR&D

2/6