

1971/RTI/2013
28/3/13


(5)

4
-14-

1.03/2013

From

S. Mohammed Irshad
Assistant Professor
Jamsetji Tata Centre for Disaster Management
Tata Institute of Social Sciences
Malatil and Jal A.D. Naoroji (New) Campus
Sion-Trombay Road, P.O.Box 8313
Deonar, Mumbai-400 088



To

The Public Information Officer
Right to Information Act-2005
Ministry of Home Affairs, Government of India
North Block, New Delhi - 110001

Sub: Compensation and ex gratia payment to people affected by Naxal Violence

Ref: Right to Information Act-2005

Respected Sir


Please issue the following information for our ongoing research.

1. Year Wise data of Naxal violence in Andhra Pradesh, Bihar, Chhattisgarh, Jharkhand, Mandhya Pradesh, Odisha, Uttar Pradesh, West Bengal from 1990 to 2012 December
2. How many people died in Naxal violence in Andhra Pradesh, Bihar, Chhattisgarh, Jharkhand, Mandhya Pradesh, Odisha, Uttar Pradesh, West Bengal from 1990 to 2012 December
3. Caste wise details of people who were killed in Naxal Violence and how many of them got compensation?
4. Has there been any compensation announced for people died/injured in Naxal Violence
5. How many people have been identified/or eligible for compensation in Andhra Pradesh, Bihar, Chhattisgarh, Jharkhand, Mandhya Pradesh, Odisha, Uttar Pradesh, West Bengal from 1990 to 2012 December
6. Compensation and Ex-gratia payment given to people who are affected by Naxal violence, in Andhra Pradesh, Bihar, Chhattisgarh, Jharkhand, Mandhya Pradesh, Odisha, Uttar Pradesh, West Bengal from 1990 to 2012 December

I am remitting the application fee as Indian Postal Order No 09F 002746

Thanking you

Yours faithfully


S. Mohammed Irshad

No. I-11034/17/2013-NM/ANO-I
Government of India/Bharat Sarkar
Ministry of Home Affairs/Grih Mantralaya
Naxal Management Division

Room No. 13-A, North Block
New Delhi, dated the 6th May, 2013

To,

Sh. S. Mohammed Irshad,
Assistant Professor,
Jamsetji Tata Centre for Disaster Management,
Tata Institute of Social Sciences,
Malatil and Jal A.D. Naoroji (New) Campus,
Sion-Trombay Road, P.O.Box 8313,
Deonar, Mumbai-400088

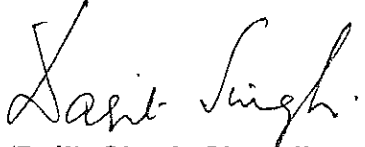
Subject: RTI application – under Right to Information Act-2005.

Please refer to this Ministry's communication No. II. 18015/13/2013-NM III dated 25.04.2013 under reference to your RTI application, received in this office on 26.04.2013 through Sh. Shantanu, Director (NM), Ministry of Home Affairs, North Block, New Delhi.

2. Point Nos. 1 & 2 (year-wise & state-wise data of naxal violence and people killed in during the naxal violence for the States of Andhra Pradesh, Bihar, Chhattisgarh, Jharkhand, Madhya Pradesh, Odisha, Uttar Pradesh & West Bengal for the period from 1990 to 2012) of your application are related to the ANO-I Wing of NM Division, Ministry of Home Affairs, North Block, New Delhi. In this regard, the requisite data is enclosed as 'Annexure'.

3. As regards first portion of point no. 3 (data of caste wise killings in Maoist violence) of your application, it is informed that caste-wise data is not centrally maintained and same may be sought from State Governments concerned.

4. The appeal against this reply lies with Sh. M. A. Ganapathy, Joint Secretary (NM), Room No.193-A/1, North Block, Ministry of Home Affairs, New Delhi within 30 days of receipt of this reply.


(Daljit Singh Chawdhary)
Director (ANO-I) & CPIO
Telefax No: 011-2309 4019

o/c

Copy for information, to:

Sh. Shantanu, Director (NM), Ministry of Home Affairs, North Block, New Dehi w.r.t his communication No. II. 18015/13/2013-NM III dated 25.04.2013

P. B No. 5/ANO-I/13
8/5/2013

State-wise & Year-wise data of naxal violence, civilians & security forces killed for the period from 1990 to 2012

State	1990				1991				1992				1993				1994				
	No. of incidents	No. Of civilians Killed	No. of Security Forces Killed	No. of incidents	No. of civilians Killed	No. of Security Forces Killed	No. of incidents	No. of civilians Killed	No. of Security Forces Killed	No. of incidents	No. of civilians Killed	No. of Security Forces Killed	No. of incidents	No. of civilians Killed	No. of Security Forces Killed	No. of incidents	No. of civilians Killed	No. of Security Forces Killed	No. of incidents	No. of civilians Killed	No. of Security Forces Killed
A.P.	979	148	11	1230	189	43	675	159	53	589	124	35	525	102	21						
Bihar	485	223	3	415	165	1	400	219	5	510	247	3	490	209	5						
Chhattisgarh	0	0	0	0	0	0	0	0	0	0	0	0	0	0	0						
Jharkhand	0	0	0	0	0	0	0	0	0	0	0	0	0	0	0						
Madhya Pradesh	62	8	4	89	15	21	121	18	18	74	11	10	60	5	18						
Odisha	12	0	0	14	1	0	32	1	0	13	1	0	12	0	0						
Uttar Pradesh	0	0	0	0	0	0	2	0	0	2	0	0	1	0	0						
West Bengal	11	0	0	12	6	0	27	7	0	12	2	0	11	4	0						

State	1995				1996				1997			
	No. of incidents	No. of civilians Killed	No. of Security Forces Killed	No. of incidents	No. of civilians Killed	No. of Security Forces Killed	No. of incidents	No. of civilians Killed	No. of Security Forces Killed	No. of incidents	No. of civilians Killed	No. of Security Forces Killed
A.P.	527	94	6	933	144	42	863	180	54			
Bihar	638	257	13	564	301	19	470	305	20			
Chhattisgarh	0	0	0	0	0	0	0	0	0			
Jharkhand	0	0	0	0	0	0	0	0	0			
Madhya Pradesh	84	14	0	113	21	2	102	14	0			
Odisha	8	2	0	23	0	0	24	0	0			
Uttar Pradesh	2	0	0	1	0	0	0	0	0			
West Bengal	9	3	0	8	1	0	2	1	0			

State	1998				1999				2000				2001				2002			
	No. of incidents	No. Of civilians Killed	No. of Security Forces Killed	No. of incidents	No. of civilians Killed	No. of Security Forces Killed	No. of incidents	No. Of civilians Killed	No. of Security Forces Killed	No. of incidents	No. Of civilians Killed	No. of Security Forces Killed	No. of incidents	No. Of civilians Killed	No. of Security Forces Killed	No. of incidents	No. Of civilians Killed	No. of Security Forces Killed		
A.P.	736	170	35	602	114	37	425	83	30	461	141	39	346	84	12					
Bihar	373	186	20	214	182	20	278	157	13	169	87	24	239	111	06					
Chhattisgarh	0	00	00	76	31	6	79	22	26	105	30	07	304	46	09					
Jharkhand	0	00	00	267	145	31	318	167	26	355	154	46	353	94	63					
Madhya Pradesh	179	32	27	19	10	00	7	4	00	21	02	00	17	03	00					
Odisha	11	00	5	5	00	00	15	3	00	30	03	08	68	04	07					
Uttar Pradesh	00	00	00	5	1	00	4	2	2	22	12	00	20	06	00					
West Bengal	3	1	00	4	3	00	4	2	00	09	04	00	17	07	00					

State	2003				2004				2005				2006				2007				
	No. of incidents	No. Of civilians Killed	No. of Security Forces Killed	No. of incidents	No. of civilians Killed	No. of Security Forces Killed	No. of incidents	No. Of civilians Killed	No. of Security Forces Killed	No. of incidents	No. Of civilians Killed	No. of Security Forces Killed	No. of incidents	No. Of civilians Killed	No. of Security Forces Killed	No. of incidents	No. Of civilians Killed	No. of Security Forces Killed	No. of incidents	No. Of civilians Killed	No. of Security Forces Killed
A.P.	577	128	12	310	68	06	535	186	22	183	37	10	138	43	2						
Bihar	250	102	26	323	166	05	186	72	24	107	40	05	135	45	22						
Chhattisgarh	256	44	30	352	75	08	385	121	47	715	304	84	582	171	198						
Jharkhand	342	101	16	379	128	41	312	92	27	310	81	43	482	149	8						
Madhya Pradesh	13	01	00	13	04	00	20	02	01	06	01	00	9	2	00						
Odisha	49	03	12	35	04	04	42	13	01	44	05	04	67	15	2						
Uttar Pradesh	13	08	00	15	09	17	10	01	00	11	05	00	9	3	00						
West Bengal	06	00	01	11	02	13	14	06	01	23	09	08	32	6	00						

State	2008				2009				2010				2011				2012			
	No. of Incidents	No. of Civilians Killed	No. of Security Forces Killed	No. of Incidents	No. of Civilians Killed	No. of Security Forces Killed	No. of Incidents	No. of Civilians Killed	No. of Security Forces Killed	No. of Incidents	No. of Civilians Killed	No. of Security Forces Killed	No. of Incidents	No. of Civilians Killed	No. of Security Forces Killed	No. of Incidents	No. of Civilians Killed	No. of Security Forces Killed		
A.P.	92	45	01	66	18	00	100	24	00	54	9	00	67	12	00	67	12	1		
Bihar	164	52	21	232	47	25	307	72	25	316	60	03	166	34	03	166	34	10		
Chhattisgarh	620	157	85	529	163	127	625	171	172	465	124	80	370	63	80	370	63	46		
Jharkhand	484	169	38	742	140	68	501	132	25	517	149	33	480	134	33	480	134	29		
Madhya Pradesh	07	00	00	01	00	00	07	00	01	8	00	00	11	0	00	11	0	0		
Odisha	103	28	73	266	36	31	218	62	17	192	39	14	171	31	14	171	31	14		
Uttar Pradesh	04	00	00	08	02	00	06	01	00	1	00	00	2	0	00	2	0	0		
West Bengal	35	19	07	255	144	14	350	223	35	92	43	2	6	0	2	6	0	0		